



HOME OF CONSTRUCTION IN MOTION

Investor Presentation Q1-3/25
November 2025

PORR

DISCLAIMER

- This presentation was prepared by PORR AG (the "Company") solely for use at investors' meetings and is provided solely for informational purposes. A distribution of this document is not permissible.
- This presentation is not, and should not be construed as, a prospectus or offering document, and has not been reviewed or approved by any regulatory or supervisory authority. The information in this presentation does not constitute or form part of, and should not be construed as, an offer for sale or subscription of, or a solicitation or invitation of any offer to subscribe for or purchase any loans or securities of or make an investment in the Company or any other member of the Group or any other entity in any jurisdiction, and nothing contained therein shall form the basis of, or be relied on in connection with, any contract or commitment whatsoever, in particular, it must not be used in making any investment decision
- This presentation dates from November 2025. The facts and information contained herein might be subject to revision in the future. Neither the delivery of this presentation nor any further discussions of the Company with any of the recipients shall, under any circumstances, create any implication that there has been no change in the affairs of the Company since such date. None of the Company or any of its subsidiaries or any of its shareholders or any of such person's directors, officers, employees or advisors nor any other person makes any representation or warranty, express or implied as to, and no reliance should be placed on, the accuracy or completeness of the information contained in this presentation. None of the Company or any of its subsidiaries or any of its shareholders or any of such person's directors, officers, employees and advisors nor any other person shall have any liability whatsoever for any loss howsoever arising, directly or indirectly, from any use of this presentation. The same applies to information contained in other material made available at such investor's meetings.
- This presentation is selective in nature and is intended to provide an introduction to, and overview of, the business of the Company. Wherever external sources are quoted in this presentation, such external information or statistics should not be interpreted as having been adopted or endorsed by the Company as being accurate.
- This presentation contains forward-looking statements relating to the business, financial performance and results of the Company and/or the industry in which the Company operates. These statements generally are identified by words such as "believes", "expects", "predicts", "intends", "projects", "plans", "estimates", "aims", "foresees", "anticipates", "targets", and similar expressions. The forward-looking statements, including but not limited to assumptions, opinions and views of the Company or information from third party sources, contained in this presentation are based on current plans, estimates, assumptions and projections and involve uncertainties and risks. Various factors could cause actual future results, performance or events to differ materially from those described in these statements. The Company does not represent or guarantee that the assumptions underlying such forward-looking statements are free from errors nor do the Company or any of its subsidiaries or any of their directors, officers, employees and advisors nor any other person accept any responsibility for the future accuracy of the opinions expressed in this presentation. No obligation is assumed to update any forward-looking statements.
- The Company does not expect or intend to register any securities that it may offer under the U.S. Securities Act of 1933, as amended (the "Securities Act"), or to conduct a public offering of any securities in the

United States, and the securities of the Company have not been and will not be registered under the Securities Act and any such securities may not be offered or sold in the United States absent registration under the Securities Act or an available exemption from it. There will be no public offer of securities in the United States. Neither this document nor any copy of it may be taken or transmitted into the United States, Australia, Canada or Japan or to any securities analyst or other person in any of those jurisdictions. Any failure to comply with these restrictions may constitute a violation of United States, Canadian, Australian or Japanese securities laws. This document is also not for publication, release or distribution in any other jurisdiction where to do so would constitute a violation of the relevant laws of such jurisdiction nor should it be taken or transmitted into such jurisdiction and persons into whose possession this document comes should inform themselves about and observe any such restrictions.

- The Information is only addressed to and directed at persons in member states of the European Economic Area (each a "Relevant State") who are "qualified investors" within the meaning of Article 2(e) of Regulation (EU) 2017/1129 ("Qualified Investors"). In addition, the Information is being distributed only to, and is directed only at, persons in the United Kingdom who are "qualified investors" within the meaning of the Prospectus Regulation (Regulation (EU) 2017/1129), as it forms part of domestic law in the United Kingdom by virtue of the European Union (Withdrawal) Act 2018 who are (i) "investment professionals" within the meaning of Article 19(5) of the Financial Services and Markets Act 2000 (Financial Promotion) Order 2005, as amended (the "Order"); (ii) high net worth entities to whom it may otherwise lawfully be communicated falling within Article 49(2)(a) to (d) of the Order, or (iii) persons to whom an invitation or inducement to engage in investment activity (within the meaning of section 21 of the Financial Services and Markets Act 2000) in connection with the issue or sale of any securities of the Company or any member of its group may otherwise lawfully be communicated or cause d t o be communicated (all such entities and persons together, "Relevant Persons"). The information must not be acted on or relied on (i) in the United Kingdom, by persons who are not Relevant Persons, and (ii) in any Relevant State, by persons who are not Qualified Investors.
- This document is also not for publication, release or distribution in any other jurisdiction where to do so would constitute a violation of the relevant laws of such jurisdiction nor should it be taken or transmitted into such jurisdiction and persons into whose possession this document comes should inform themselves about and observe any such restrictions.

By attending such meeting and/or accessing or reading a copy of this Presentation you agree to be bound by the foregoing limitations and conditions and, in particular, will be taken to have represented, warranted and undertaken that (i) you have read, accept and agree to comply with the contents of this notice including, without limitation, the obligation to keep the information in this Presentation confidential and (ii) (A) if in a Relevant Member State you are a "qualified investor"; (B) if in the United Kingdom you are a "relevant person"; and (C) if in the United States, you are a qualified institutional buyer as defined in Rule 144A under the Securities Act, or (D) irrespective of where you are resident or incorporated, you are an institution that is permitted within your home jurisdiction and in the jurisdiction in which you are accessing the information in this Presentation, under applicable law and regulation, to access the information in this Presentation.



1 PORR Next Level

STRONG FIGURES 2024

PROFITABILITY & GROWTH



EUR >6.7 bn

Output / +17.8% since 2021



EUR >8.5 bn

Backlog / +10.0% since 2021



EUR 158.4m

EBIT / +66.3% since 2021



~ 21.000

Staff

Data as per 31.12.2024



DESIGN

CONSTRUCTION

OUR USP
ONE-STOP
SHOP

DEMOLITION

RENOVATION

OPERATION

THE 4 D'S OF PORR

DEMAND IN INFRASTRUCTURE AND BUILDINGS

Deglobalisation

Regionalisation & resilience

PORR



Nearshoring and reshoring to build local supply chains

- Industrial construction
- Storage buildings
- R&D facilities
- Clean rooms
- Data centres
- Local logistics
- Regional infrastructure

Decarbonisation

Climate neutrality & +1.5 °C maximum

PORR



Energy transformation and circular construction

- Geothermal energy
- Pipeline construction
- Environmental engineering
- Power plants
- Recycling
- Thermal renov. & revitalisation

Digitalisation

Artificial intelligence & digital construction

PORR



Digital transformation and operational excellence

- BIM 3D - 5D
- Big Data
- Digital processes
- LEAN Construction
- Robotics
- AR, VR
- Digital site
- Drones
- 3D printing

Demographic change

Urbanisation & ageing society

PORR



Smart infrastructure, affordable housing for generations

- Railway, Slab Track
- Tunnels, bridges
- Roads
- Rehab clinics, medical centers
- Residential
- Hotels, educational buildings

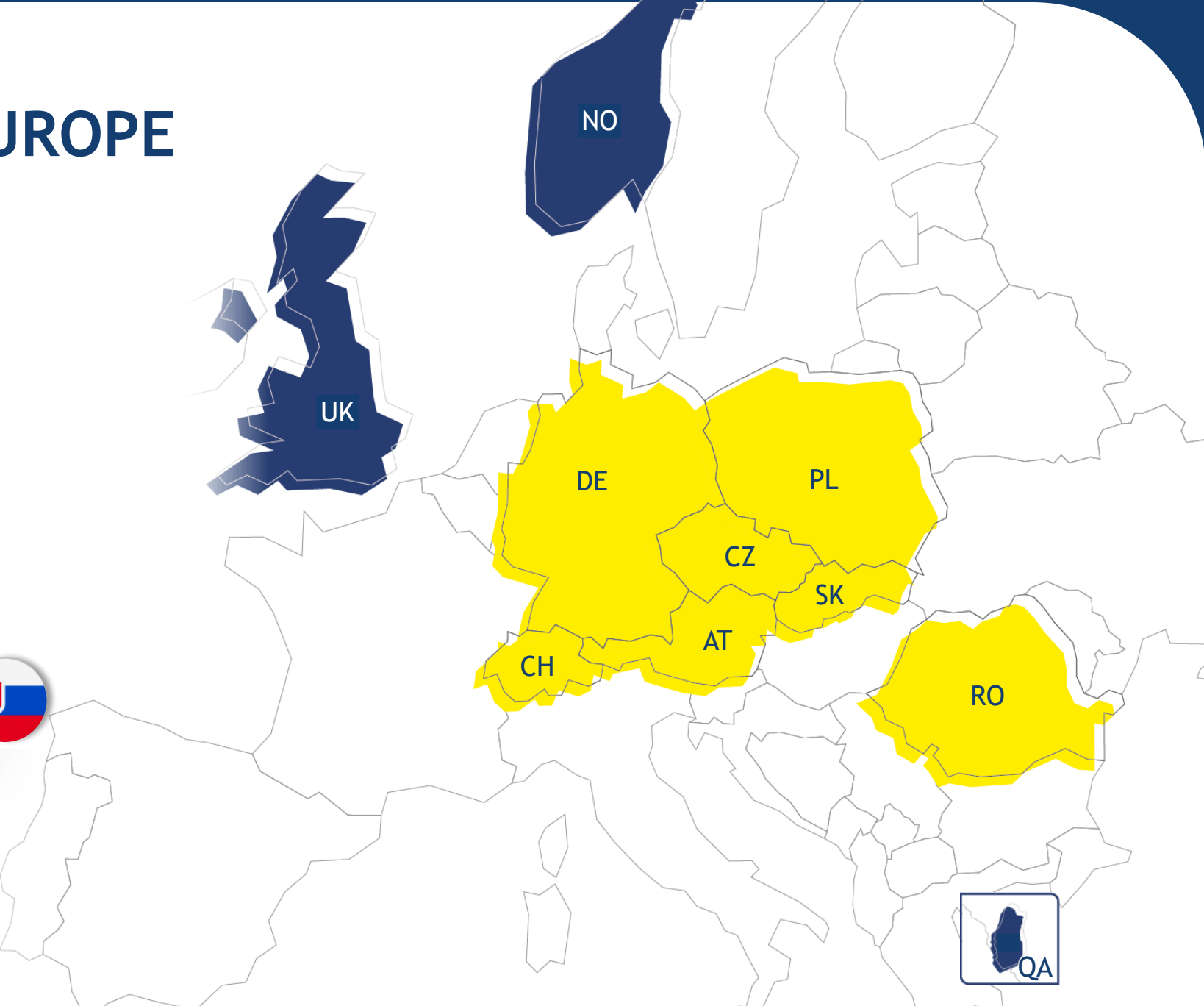
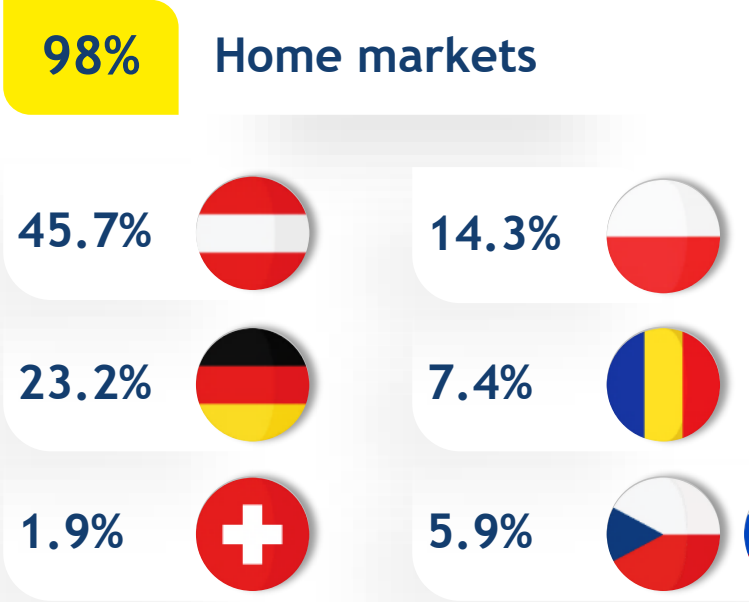
FOCUS ON INTELLIGENT GROWTH WITH GREEN AND LEAN

Intelligent Growth Green and Lean



CLEAR FOCUS ON EUROPE

SEVEN HOME MARKETS



Data as of 2024

CONSTRUCTION MARKET IN FULL SWING

ONGOING INVESTMENTS IN HOME MARKETS



EUR 700m annually
for healthcare infrastructure



EUR 48 bn until 2029
for railway infrastructure



EUR 31 bn until 2032
for airport infrastructure



EUR 19 bn until 2029
for green transition & infrastructure



EUR 1 bn annually
for residential construction



EUR 3.3 bn annually
for railway infrastructure



EUR 1.2 bn annually
for road infrastructure



EUR 500 bn within 12 years
for climate, infrastructure & defense



Sources: Republic of Poland, European Parliamentary Research Service, Warsaw Business Journal, Polska Agencja Prasowa, Spectis, Centralny Port Komunikacyjny, European Commission, ÖBB, ASFINAG, Austrian Federal Ministry of Finance, German government

HIGHLIGHTS OUT OF THE ORDER BOOK

FINISHED & ONGOING PROJECTS

Building construction

KinderKunstLabor, AT



Energy transition

Wind turbines harbour Szczecin, PL



Railway construction

Craiova - Drobeta Turnu Severin, RO



Tunnelling

U2 17-21, AT



Hydro engineering

Port of Constanta, RO



Specialist civil engineering

Sport Arena Wien, AT



Industrial construction

OCEAN data centre, PL



PORR IN MOTION

FURTHER GROWTH SECURED

Growth 2025: 6.5%

Healthcare

Data centres

Market to double until 2032

1 trillion euro for
European
climate neutrality

Energy
transition

Modular
residential

4.7%
CAGR in CEE

Investments 2025:
EUR >20 bn
from ÖBB, DB & PKP

Railways

EPC

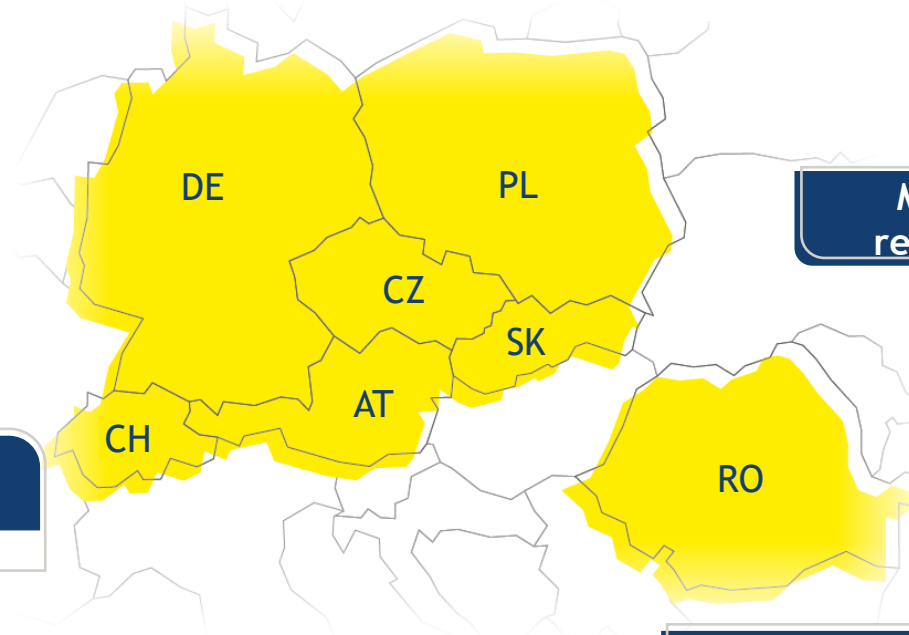
3.3% growth
until 2027

Tunnels & bridges

German special fund:
EUR 500 bn for 12 years

Roads

Expansion of
CEE network
with EU financing



Data centres

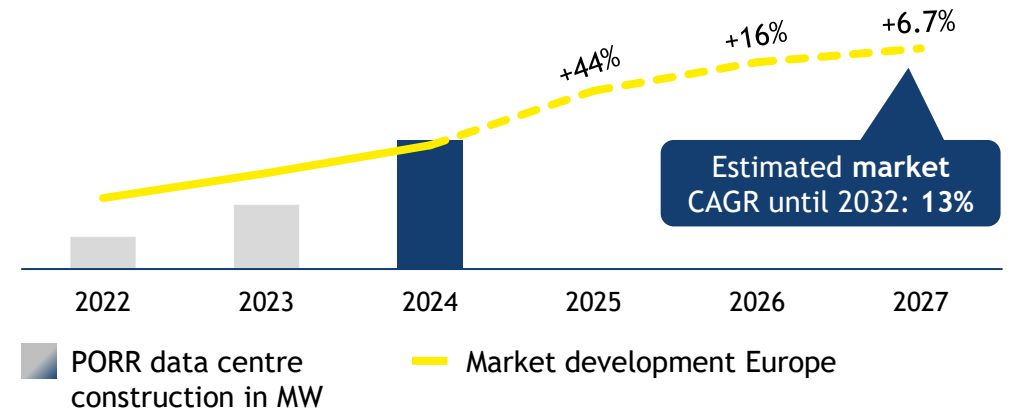
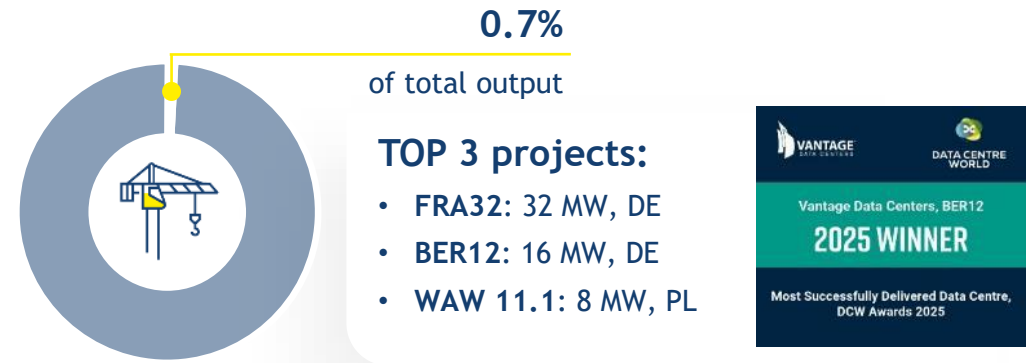


OUR USP: General contractor

- One-stop shop for data centres
- Proven track record of **seven data centres** successfully finished at highest quality and handed over in time with 0 accidents

WAW 11.1 data centre
Warsaw, Poland

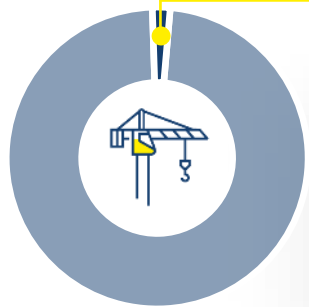
DATA CENTRES TOP-LEAGUE CONSTRUCTION



Source: Spherical Insight

Internal data as per 31.12.2024

HEALTHCARE FULL-SERVICE PROVIDER



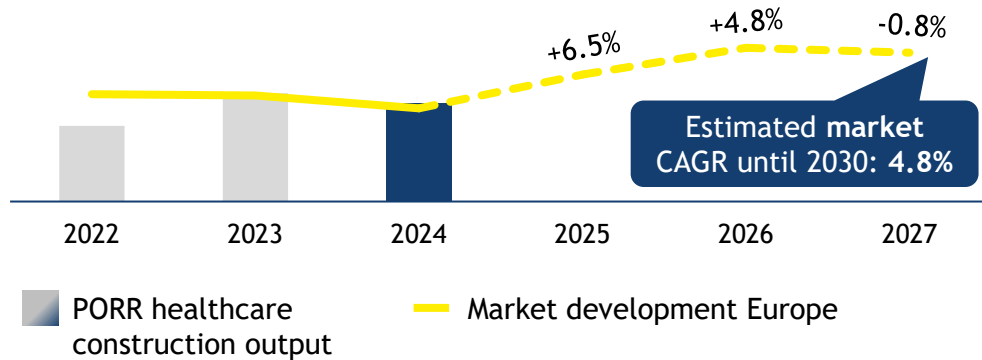
1.9%

of total output

TOP 3 projects in order backlog:

- DCO Clinic Wrocław, PL
- Regional hospital Wr. Neustadt, AT
- Pomeranian Medical University, Szczecin, PL

Market development



Source: Euroconstruct, KBV Research

Internal data as per 31.12.2024



Healthcare

PORR

OUR USP: One-stop shop

- Covering the whole **value chain**: development, construction operation & facility management
- **Strong experience** from several home markets including Austria, Germany & Poland

MIA Health Centre Liesing,
Vienna, Austria

Residential construction



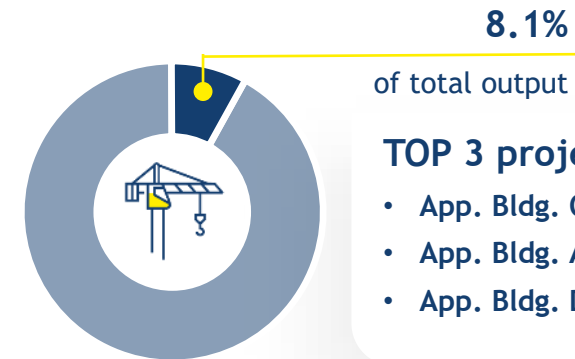
PORR

OUR USP: Affordable housing

- Shorter construction times, high quality, low cost
- CO₂ emissions reduction in construction process
- Optimal use of space

Media Center Living
Graz, Austria

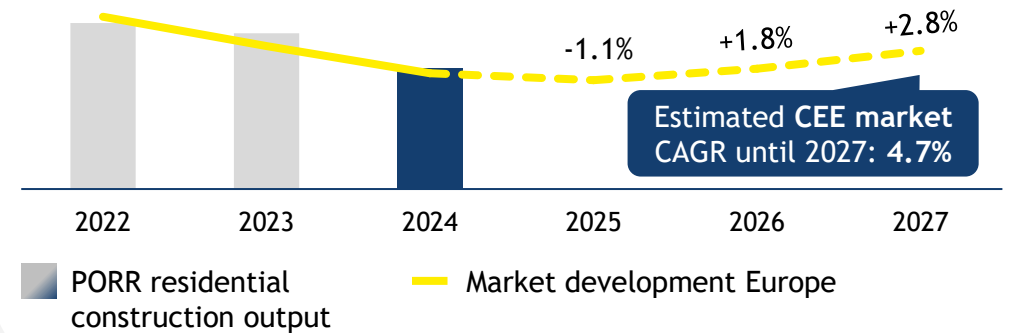
MODULAR CONSTRUCTION HOMES WITH SYSTEM



TOP 3 projects in order backlog:

- App. Bldg. Q17 Reininghaus, Graz, AT
- App. Bldg. An der Schanze Lot A, Vienna, AT
- App. Bldg. Donaustadtstraße 37, Vienna, AT


Market development



Source: Euroconstruct

Internal data as per 31.12.2024

INDUSTRIAL CONSTRUCTION PREFERRED PARTNER



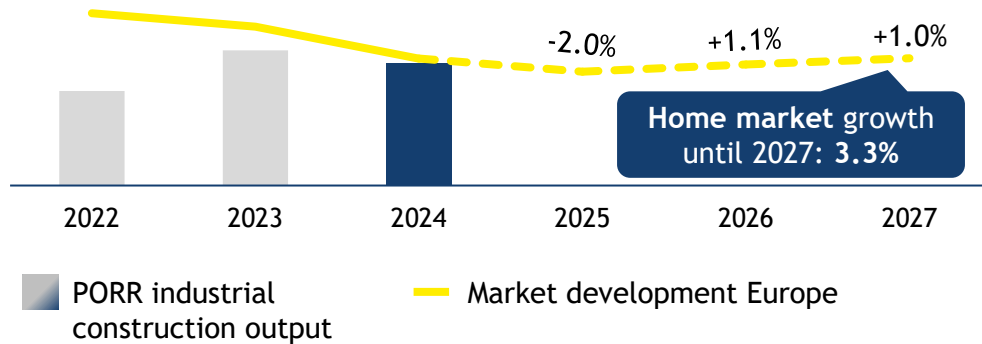
6.9%

of total output

TOP 3 projects in order backlog:

- BMW Production plant, Munich, DE
- LG3 Vienna Airport Terminal 3, Vienna, AT
- Windar production building, Szczecin, PL

Market development



* Including data centres
Source: Euroconstruct

Internal data as per 31.12.2024

EPC



OUR USP: Long-term partnerships

- Single source for: Engineering - Procurement - Construction (EPC)
- Pre-simulations for construction process, cost and quality with a digital twin

LeopoldQuartier
Vienna, Austria

Energy transformation

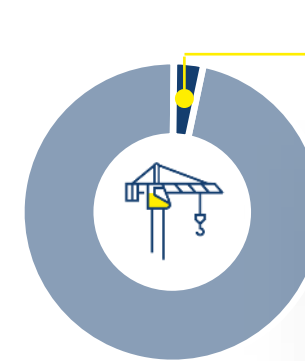


OUR USP: Power plants

- **Multi-discipline civil engineering:** Connecting tunnelling, specialist civil engineering & pipeline construction
- **> 50 years of experience** in hydropower plants incl. pumped storage power plants

Power plant Szczecin, Poland

ENERGY WORKS USING CLIMATE FOR A LIVING



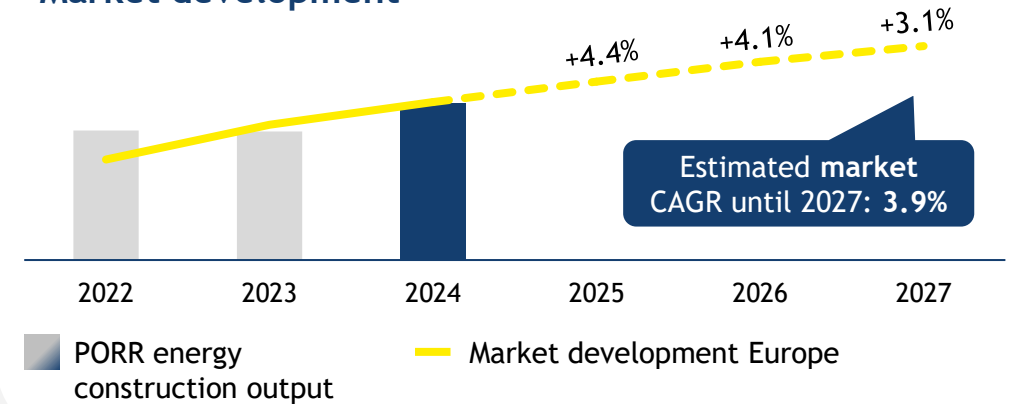
3.2%

of total output

TOP 3 projects in order backlog:

- ARGE Tunnel EibX, Glücksstadt, DE
- Pumped storage power plant, Ebensee, AT
- Waste to energy plant, Gorlice, PL

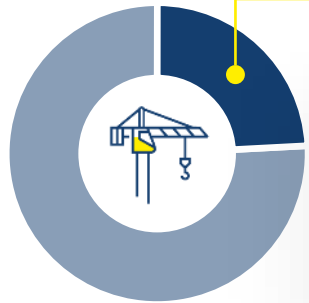
Market development



Source: Euroconstruct

Internal data as per 31.12.2024

ROAD CONSTRUCTION FULL-SERVICE PROVIDER



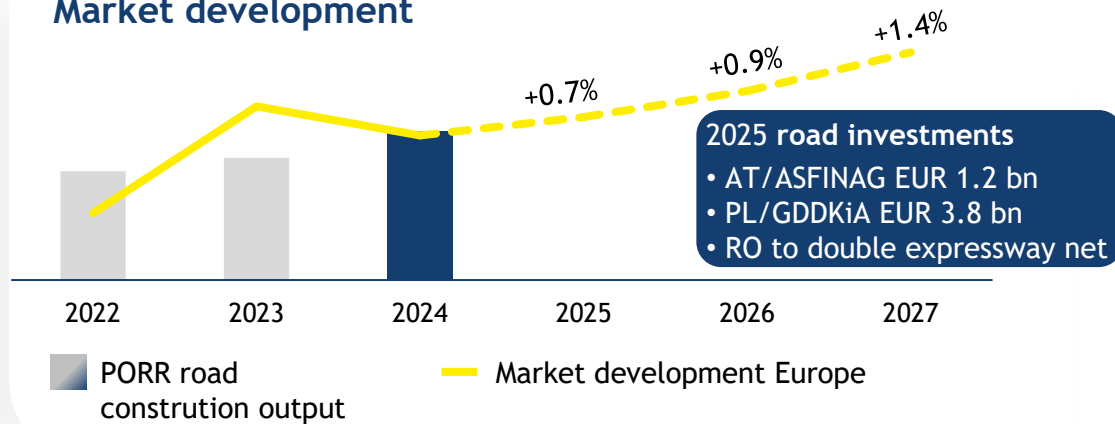
24.1%

of total output

TOP 3 projects in order backlog:

- Design & Build: Sibiu - Pitesti Lot 4, RO
- ARGE D0 Bechovice - D1, CZ
- Tramway Bucharest Lot 1, RO

Market development



Source: Euroconstruct

Internal data as per 31.12.2024



Roads


PORR

OUR USP: Design & Build

- LEAN Construction to shorten construction time
- Total contractor covering the **whole value chain**: design - specialist civil engineering - earthworks - construction
- Mining & processing of raw materials

N4 - neue Axstraße
Germany

RAILWAY CONSTRUCTION PATENTED SLAB TRACK AUSTRIA



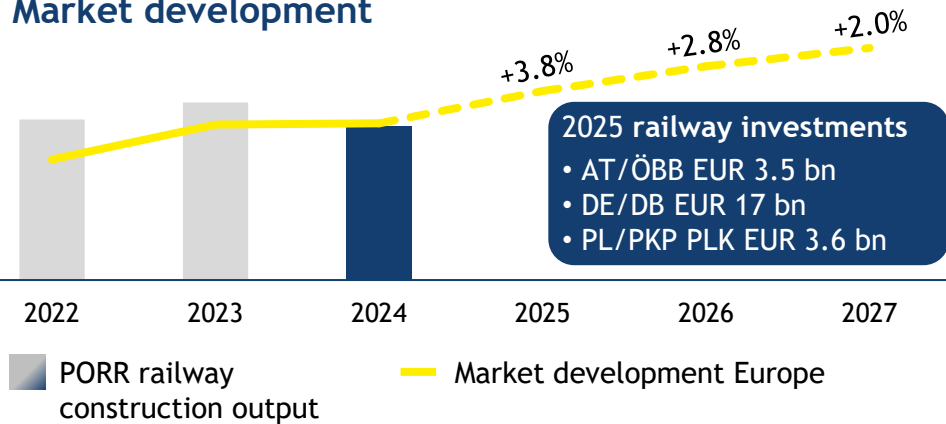
7.2%

of total output

TOP 3 projects in order backlog:

- ARGE Semmering base tunnel 4.1, AT
- LK 131 Chorzów - Nakło, PL
- Braník Bridge, CZ

Market development



Source: Euroconstruct

Internal data as per 31.12.2024



Railways

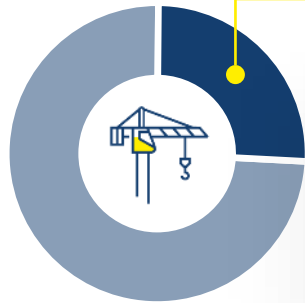


OUR USP: Slab Track Austria

- Modular construction method allowing a simple construction process
- Maximum track quality and accuracy
- Minimal maintenance

Slab Track: Stuttgart21
Germany

TUNNELS, BRIDGES & CO. HOME OF SPECIALITIES



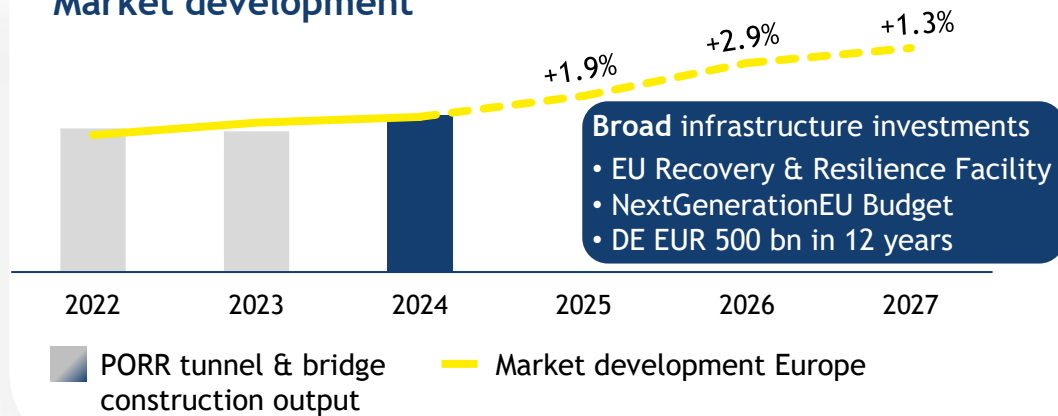
25.7%

of total output

TOP 3 projects in order backlog:

- ARGE H53 Brenner base tunnel, AT
- Expressway SSW Hannover, DE
- CPK tunnel Łódź, PL

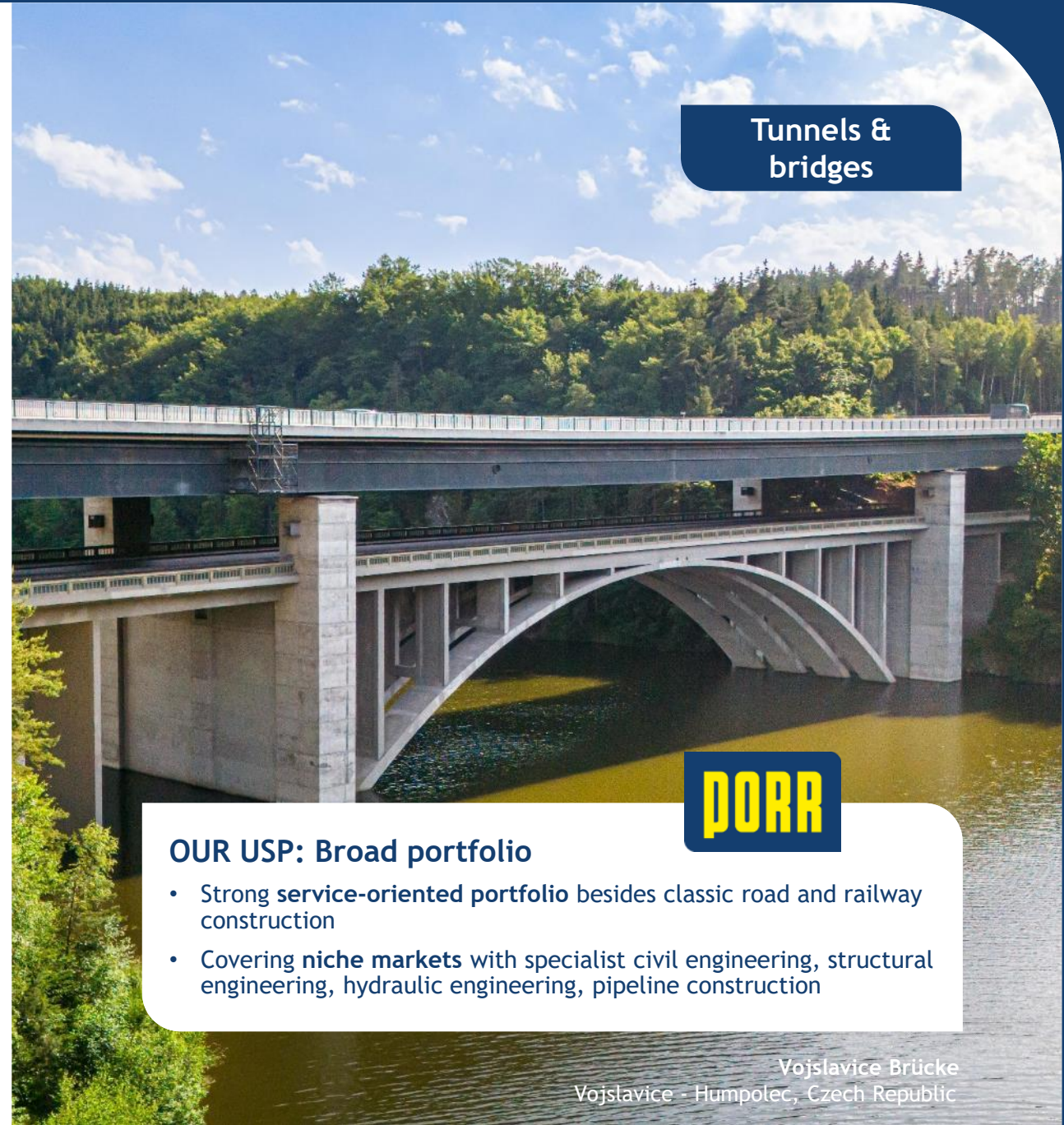
Market development



Source: Euroconstruct

Internal data as per 31.12.2024

Tunnels & bridges



OUR USP: Broad portfolio

- Strong **service-oriented portfolio** besides classic road and railway construction
- Covering **niche markets** with specialist civil engineering, structural engineering, hydraulic engineering, pipeline construction

Vojslavice Brücke
Vojslavice - Humpolec, Czech Republic

LEAN@PORR

GAIN ON EFFICIENCY

LEAN Management

Mindset

... understand the value chain, streamline the process

LEAN Administration

Cooperation

... support the place of value creation the best way possible

LEAN Design & Engineering

Planning Reliability

... efficient project planning in coordination with contractors

LEAN Construction

Efficient operation

... manage construction site, coordinate, on schedule & safely



19
areas with completed
LEAN Transformation
14 started & ongoing

>2.000
LEAN Thinker
*>130 LEAN Leaders
>210 LEAN Experts
>1.700 LEAN Basic trainings*

LEAN LOGISTICS FOR INDUSTRIAL CONSTRUCTION

USP FOR TOP-END CLIENTS



Tasks

- Tight urban space conditions call for the development **centralised logistics across all trades**
 - Separation of value creation & logistic activities
 - Logistics team providing materials for skilled workers directly on-site & on time
- On-site waste separation by type

LEAN methods used:

- Weekly logistics PEP meetings
- Weekly forecast for delivery
- Systems for material transport and single-variety disposal established

Outcome

17.000h
of assembly replaced by
(cheaper) logistic

>3.000
Waste containers tampered
and disposed

Major savings in money & time,
while maintaining quality of work

RESULTS OF PORR 2024 AT A GLANCE

<i>Operating data in EUR m</i>	2024	Change	2021
Production output ¹	6,747	17.8%	5,727
Revenue	6,190.5	19.7%	5,169.8
EBIT	158.4	66.3%	95.2
EBT	145.1	69.9%	85.4
Profit	108.9	77.3%	61.4
Earnings per share <i>(in EUR)</i>	2.32	96.5%	1.18

<i>Financial Position indicators in EUR m</i>	31.12.2024	Change	31.12.2021
Total assets	4,240	4.3%	4,065
Equity <i>(incl. non-controlling interests)</i>	894	8.5%	824
Equity ratio <i>(in %)</i>	21.1%	0.8 PP	20.3%
Net debt	2	<-100.0%	-65

<i>Cash flow and investments in EUR m</i>	2024	Change	2021
Cash flow from operating activities	374.5	-10.5%	418.5
Cash flow from financing activities	-182.0	>100.0%	-84.3
CAPEX	320.3	24.5%	257.3
Free cash flow	138.2	-47.4%	262.8

Share price
+93%

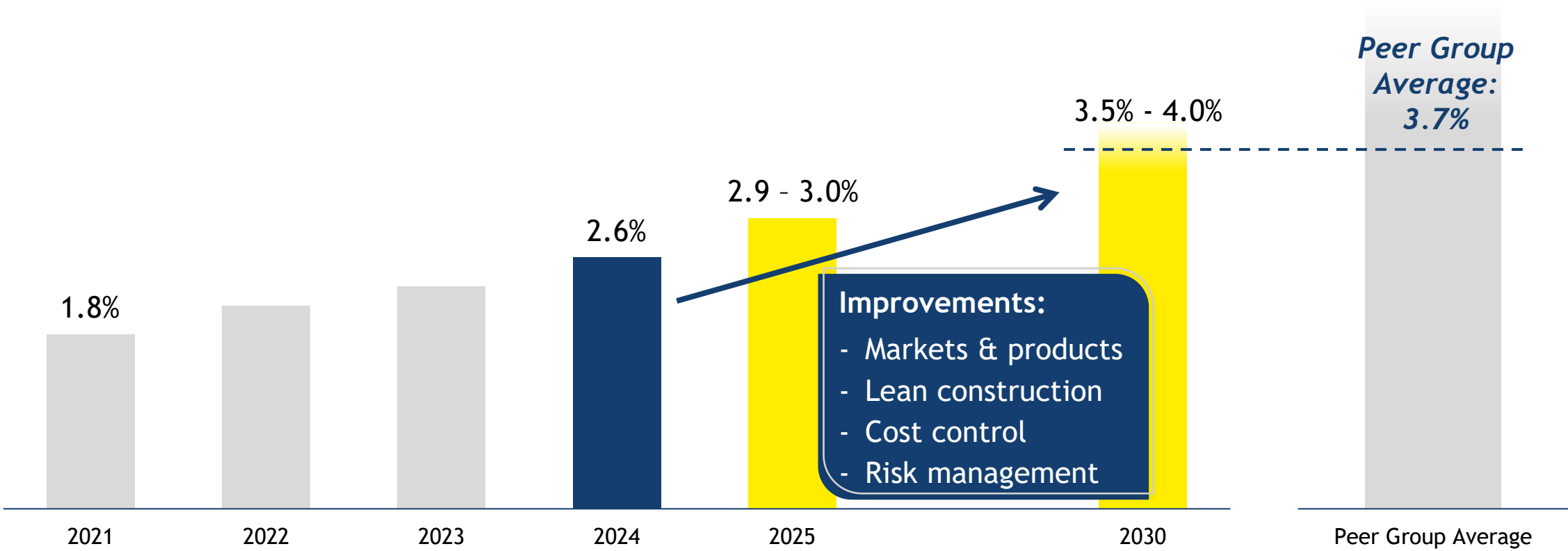


¹ The production output corresponds to the output of all companies and consortiums (fully consolidated, equity method, proportional or those of minor significance) in line with the interest held by PORR AG.

BOTTOM LINE IMPACTS

COST CONTROL AND RISK MANAGEMENT TO ENHANCE OPERATIONS


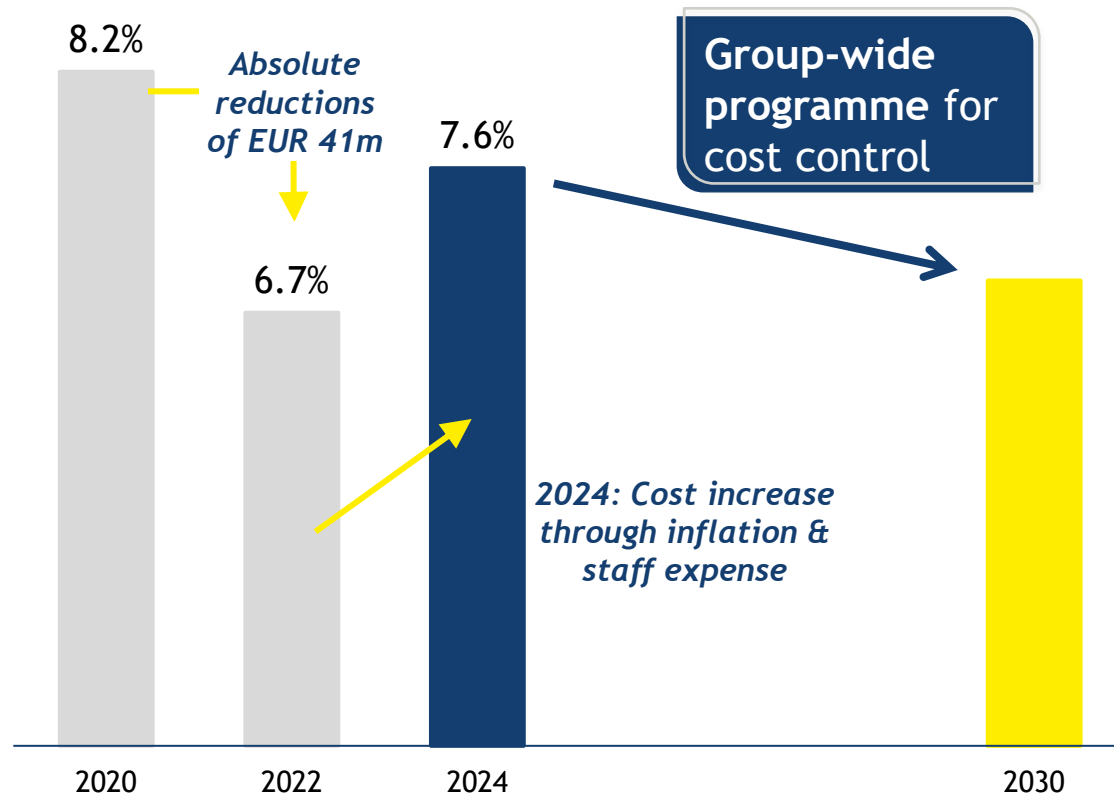
EBIT margin (in %)



Source: Deloitte "Global Powers of Construction 2023"

COST CONTROL RENEWED FOCUS ON DISCIPLINE

Overhead cost in % of revenue

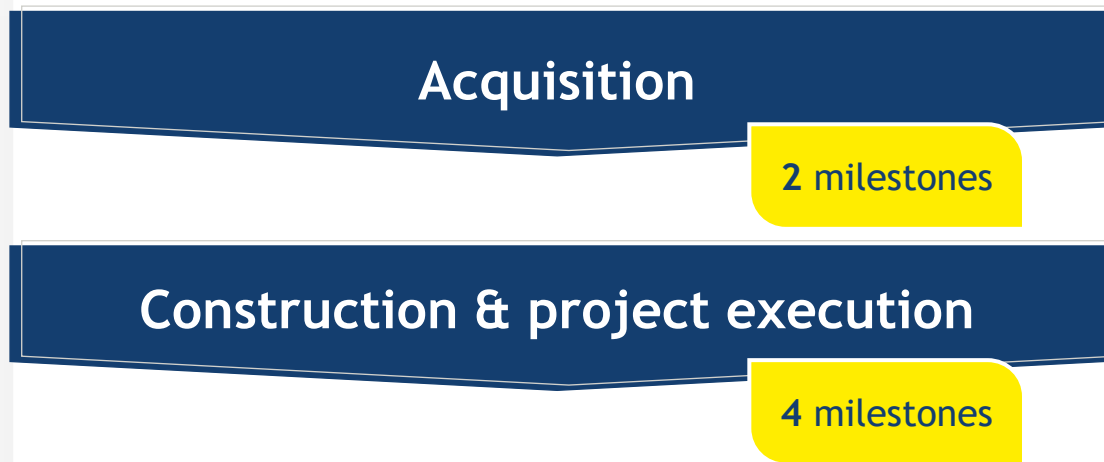


Limberg III
Salzburg, Austria

RISK MANAGEMENT WITH PROJECT DIVERSIFICATION


GATE SYSTEM FOR OPTIMAL CONTROL

Gate System for large-scale projects (EUR >20m)

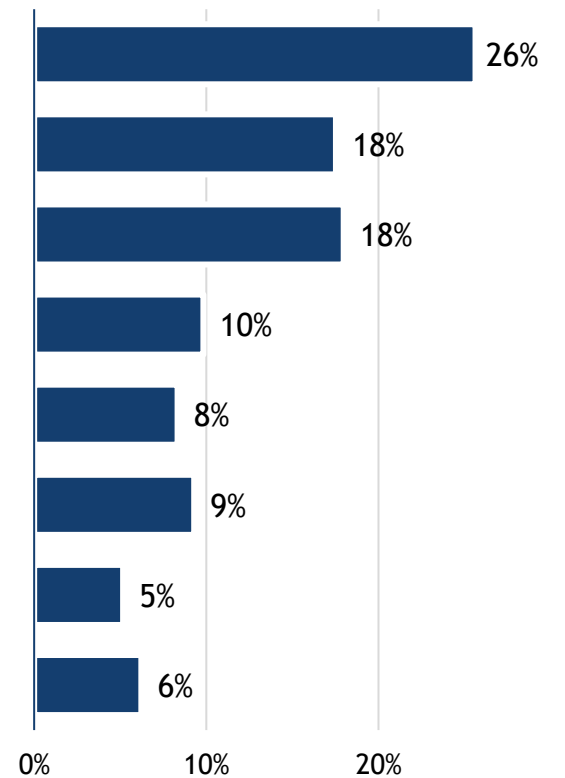


- Project reviews at pre-defined milestones in compliance with specific control and decision-making criteria
- Board involvement for projects EUR >100m

Number of projects per project volume (#)¹



Share of production output per volume class (in %)

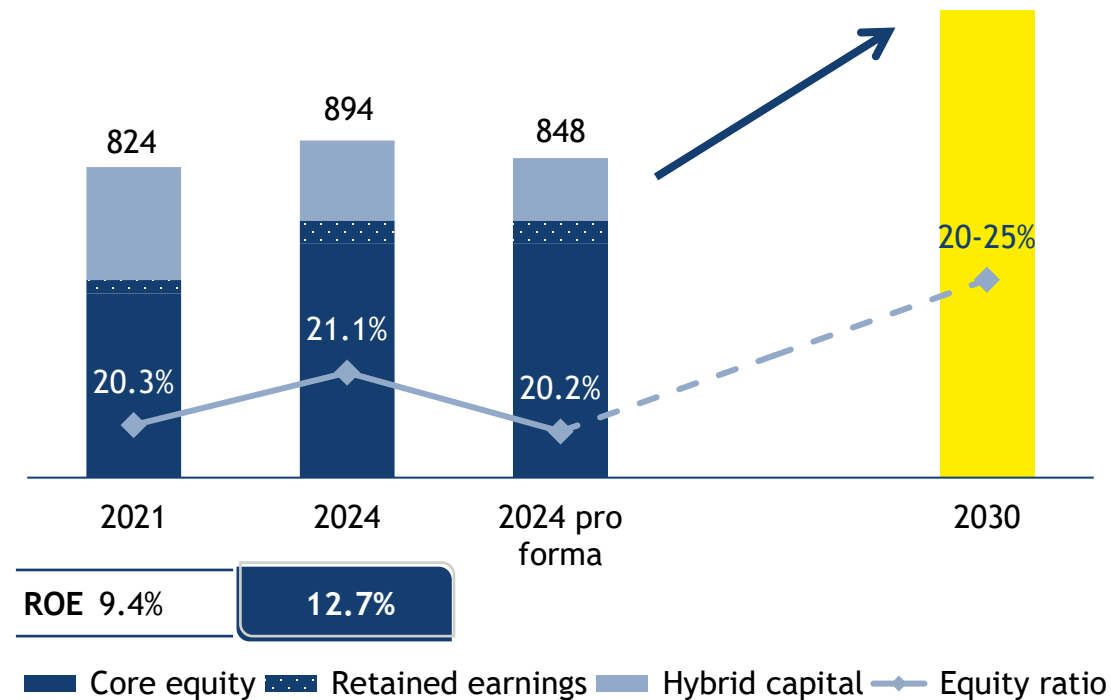


¹ Data as per 31.12.2024, excl. Construction sites on collective or contractor cost centres and output from production, trade, landfills and directories as well as external companies and construction sites EUR <10,000

SOUND FINANCIAL PROFILE

EQUITY IMPROVEMENT THROUGH RETAINED EARNINGS

Equity (in EUR m)



2025

- Further reduction of hybrid capital by EUR 46.5m in February
- Pro-forma share of hybrid capital in % of total equity at 19.5% as per 31.12.2024

Until 2030: 20-25% equity ratio

- Further reductions of hybrid capital (expected redemption of both outstanding hybrid bonds: EUR 18.6m in 2026 & EUR 135m in 2029)
- Generation of equity via retained earnings ratio of 50-70% of net income (2024: 61.2%)

Calculation: ROE = Profit / Equity (FY-1)



2 FACTS & FIGURES

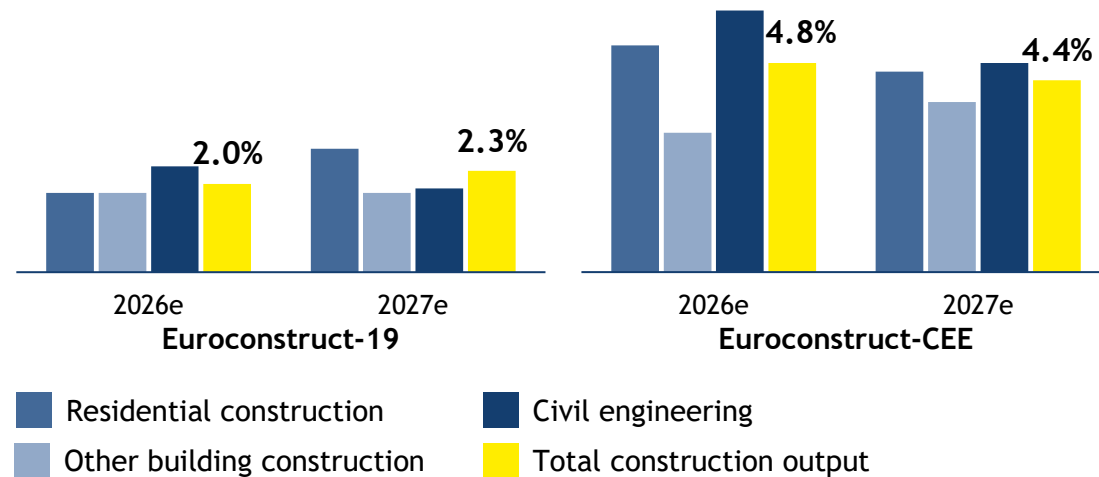
Q1-3 Results 2025

Q1-3/25 AT A GLANCE

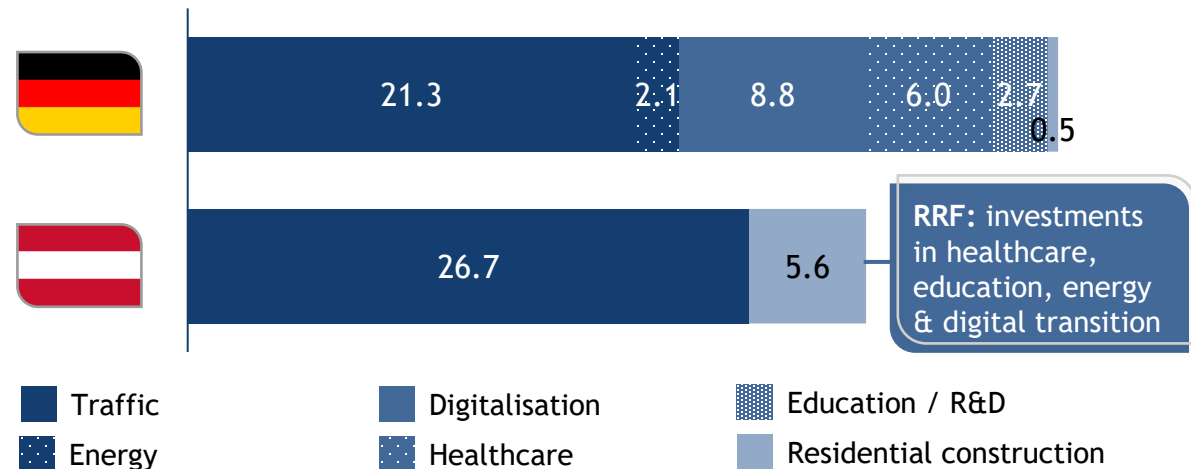
- 1** Continued upturn in construction
Civil engineering as growth driver
- 2** Record order backlog at EUR 9.6 bn (17.2%)
+26.7% in order intake
- 3** Further improvement in earnings
Margin delivered as promised
- 4** Higher cash position
Lower net debt (-8.6% yoy)
- 5** Increase in equity
Equity ratio at 20.1%
- 6** Outlook 2025 concretised
Revenue: EUR 6.2 bn - EUR 6.3 bn
EBIT: EUR 180m - EUR 190m

IMPROVING OUTLOOK TURNAROUND IN FULL SWING

Annual construction growth rates



2026 investments in DE vs. AT (in EUR bn)



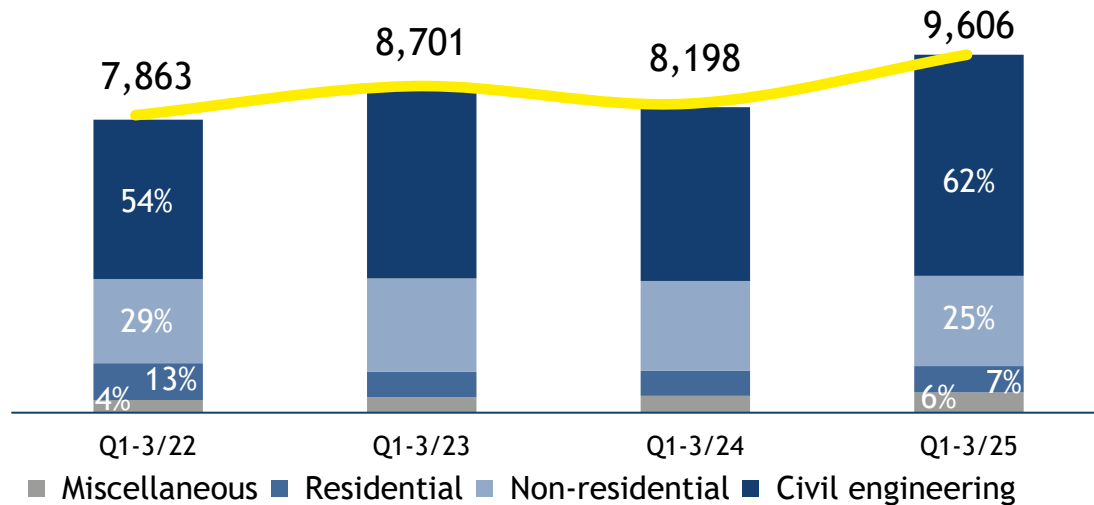
- **Clear uplift in 2026** expected
- 2027 with strong demand due to **housing needs**
- **CEE: Ongoing high investments coming from EU infrastructure funds**

- **First order inflows from infrastructure package (incl. defense) expected by the end of 2026**
- **AT investment programmes from ASFINAG (EUR 7 bn) and ÖBB (EUR 20 bn), housing subsidies and finalisation of EUR 4 bn recovery & resilience plan**

Source: Euroconstruct, June 2025, Bank Austria, ÖBB, Austrian Parliament, BUND, BMWK, spectis.pl, 3Seas Initiative

GROWING BACKLOG DESIGN & BUILD ON THE RISE

Order backlog (in EUR m)



- All-time high in order backlog with +17.2%
- Strong momentum in PL, AT & CEE
- Railway construction more than doubled, while bridges and tunnels grew by more than 26%; stability in building construction

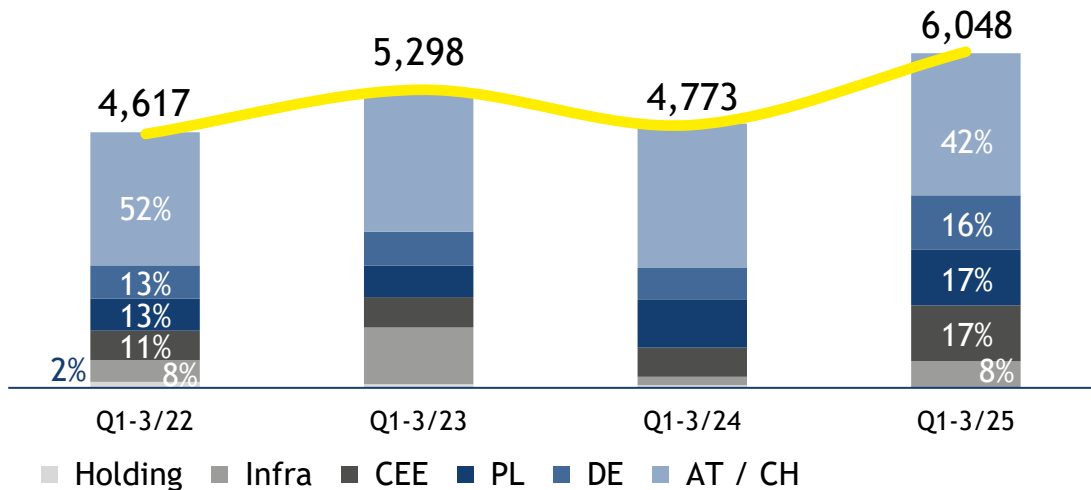
Rounding differences may appear.



Park
Vienna, Austria

NEXT LEVEL ORDER INTAKE CONTINUED INCREASE

Order intake (in EUR m)

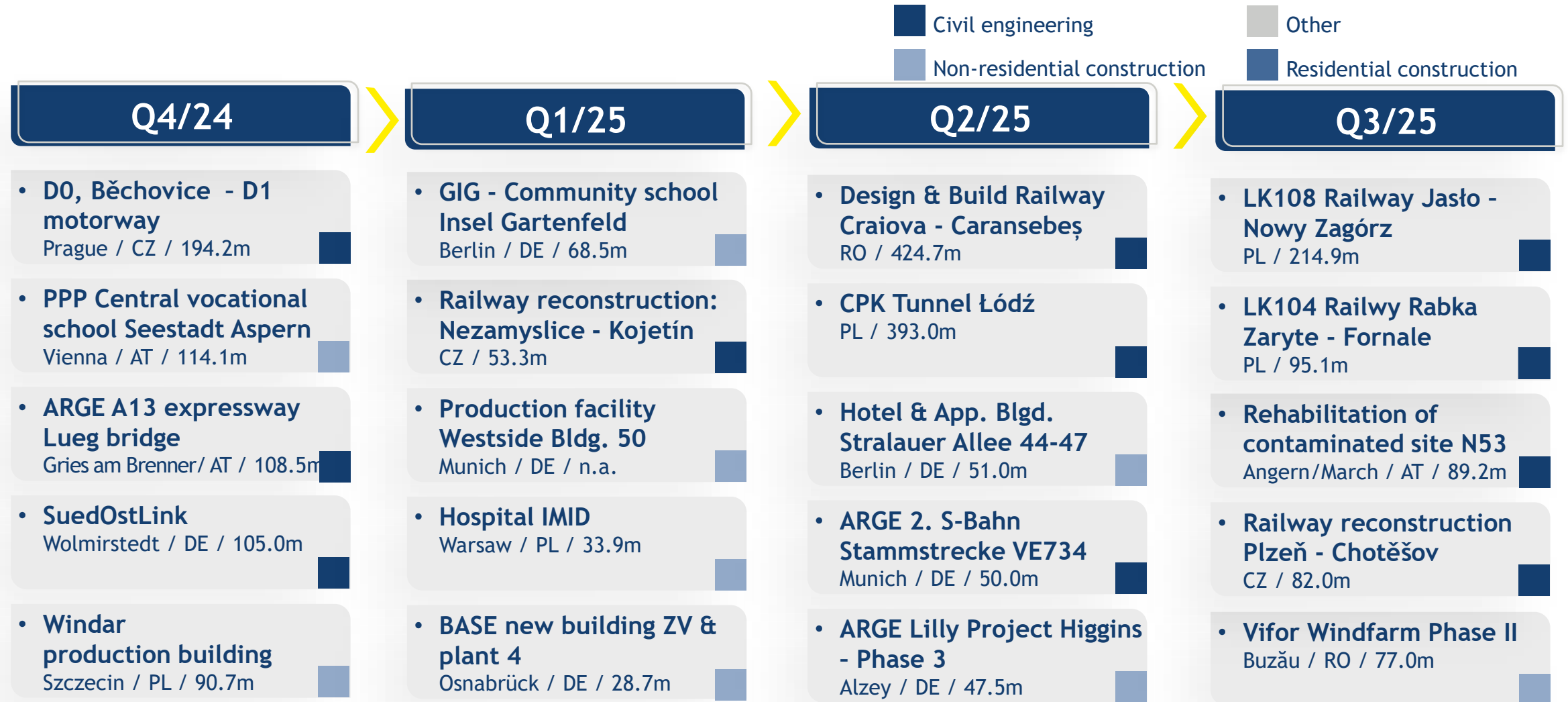


- **Positive momentum** in the construction industry
- Stronger increase in **tunnelling & railway & road construction** Poland, Romania and Czech Republic
- First signs of improvement in **German building construction**



Windpark Bosau
Germany

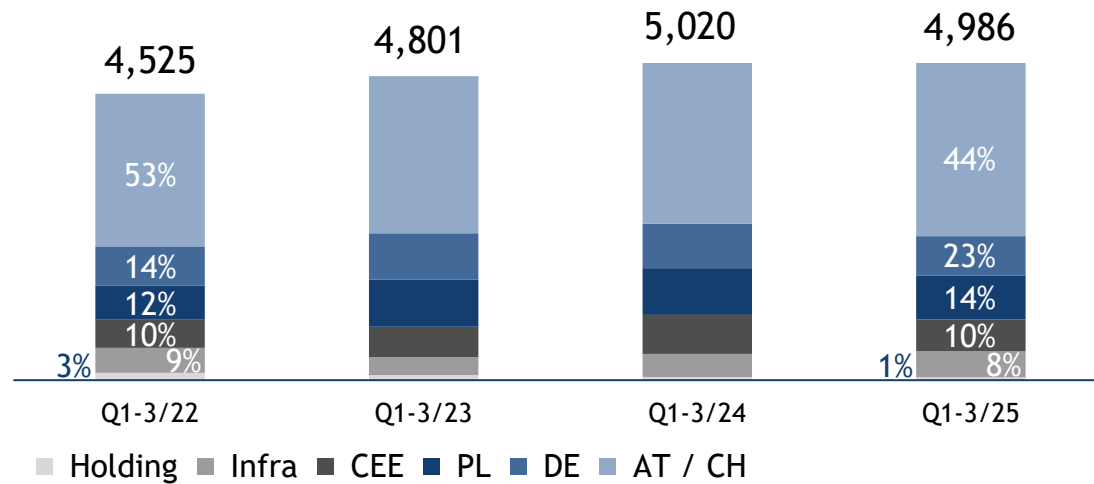
TOP ORDER INTAKES 2024/25



Figures in EUR

HIGH-LEVEL OUTPUT SOLID DEVELOPMENT

Production output per segment (in EUR m)



- Temporary decrease due to **design and build phase** of major new order intakes in PL & CEE
- Strong increase in major projects in building construction



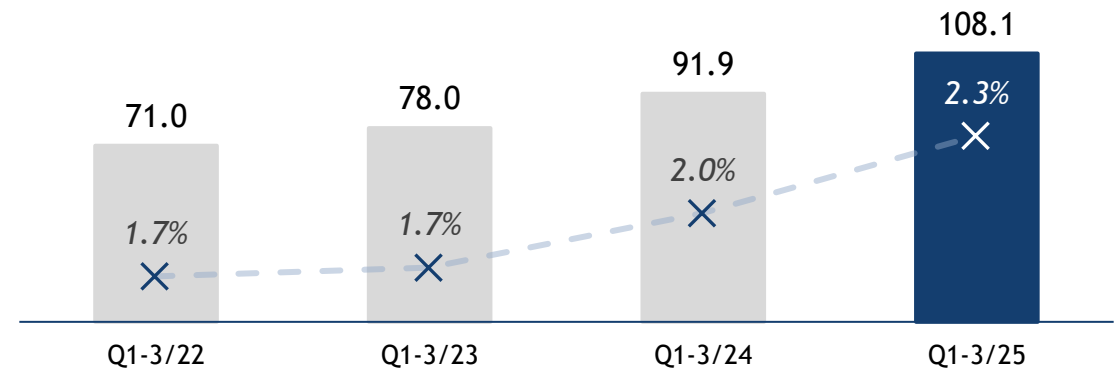
U5 extension
Frankfurt, Germany



PSL SÜD Peggau BA1 & BA2
Austria

MARGIN IMPROVEMENT DELIVERED AS PROMISED

EBIT (in EUR m)
EBIT (in % of revenue)

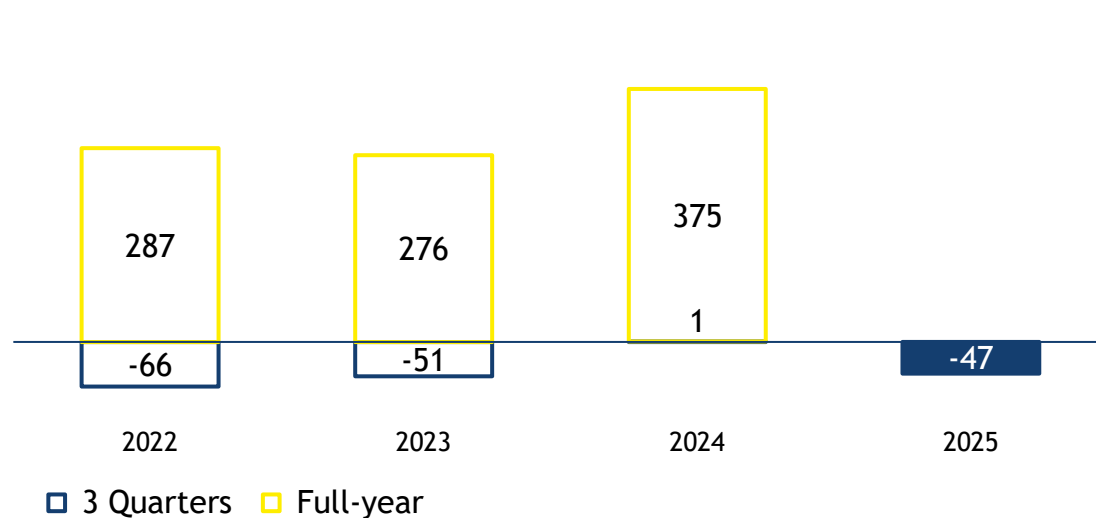


- Efficiency gains in other related services and personnel expenses
- Clear focus on own construction work
- +21.2% in EPS to EUR 1.43

SEASONAL CASH FLOW FROM OPERATIONS

NET DEBT FURTHER REDUCED

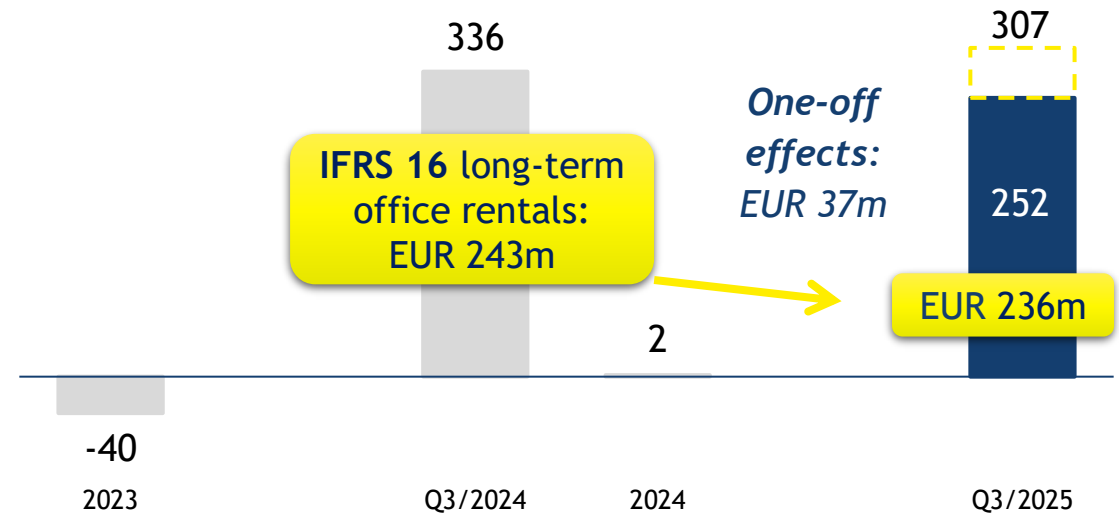
Cash flow from operations (in EUR m)



- Typical seasonal tie-up of working capital
- Cash flow from operations still higher than long-term average
- Target CAPEX ratio FY: <4% of output
- FCF increased by EUR 25.5m

Rounding differences may appear.

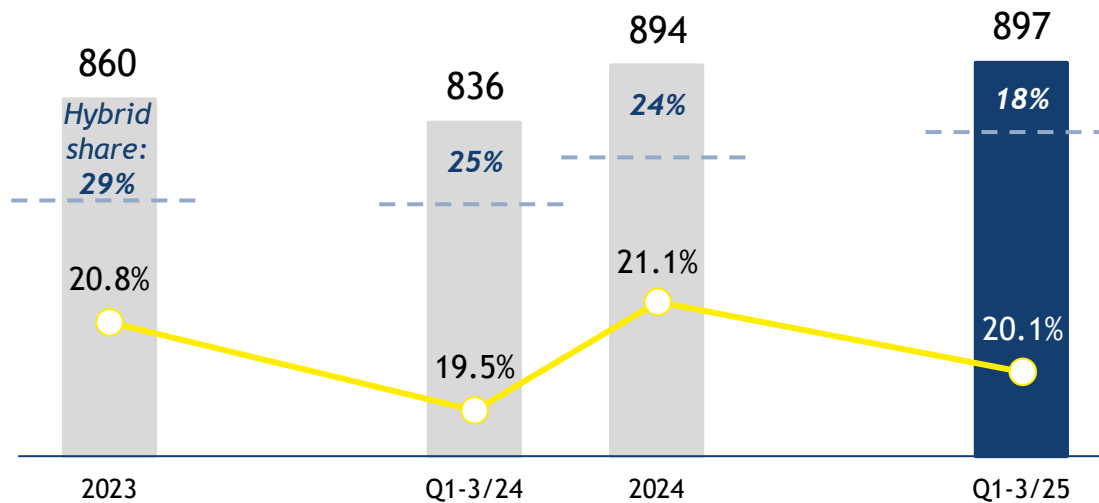
Net debt (in EUR m)



- Operational decrease of 19.6%
- One-off effects from
 - Redemption of hybrid bonds (EUR 46.5m)
 - Acquisition (EUR 23.4m)
 - Share programmes (EUR -32.9m)

INCREASE IN EQUITY DESPITE HYBRID REDEMPTION

Equity (in EUR m) and equity ratio (in %)



- Y-o-y improvement in equity ratio of +0.6 PP
- Redemption of hybrid bond in Feb. 2025 of EUR 46.5m
- PORR share with increase of free float now trading in the ATX



Airport
Otopeni, Romania

OUTLOOK 2025

- Revenue EUR 6.2 bn - EUR 6.3 bn
- EBIT EUR 180m - EUR 190m
- 2030 EBIT margin 3.5% - 4.0%

An aerial photograph of a rural landscape at sunset. The sky is filled with soft, colorful clouds in shades of blue, orange, and yellow. Below, a road winds through green fields and a small town. A large, stylized, wavy graphic in shades of green and blue is overlaid on the right side of the image.

3 Strategy Green and Lean

ESG RATINGS BEST IN CLASS



B
Climate Change & Water



C+
Prime Segment



AA
Best in industry

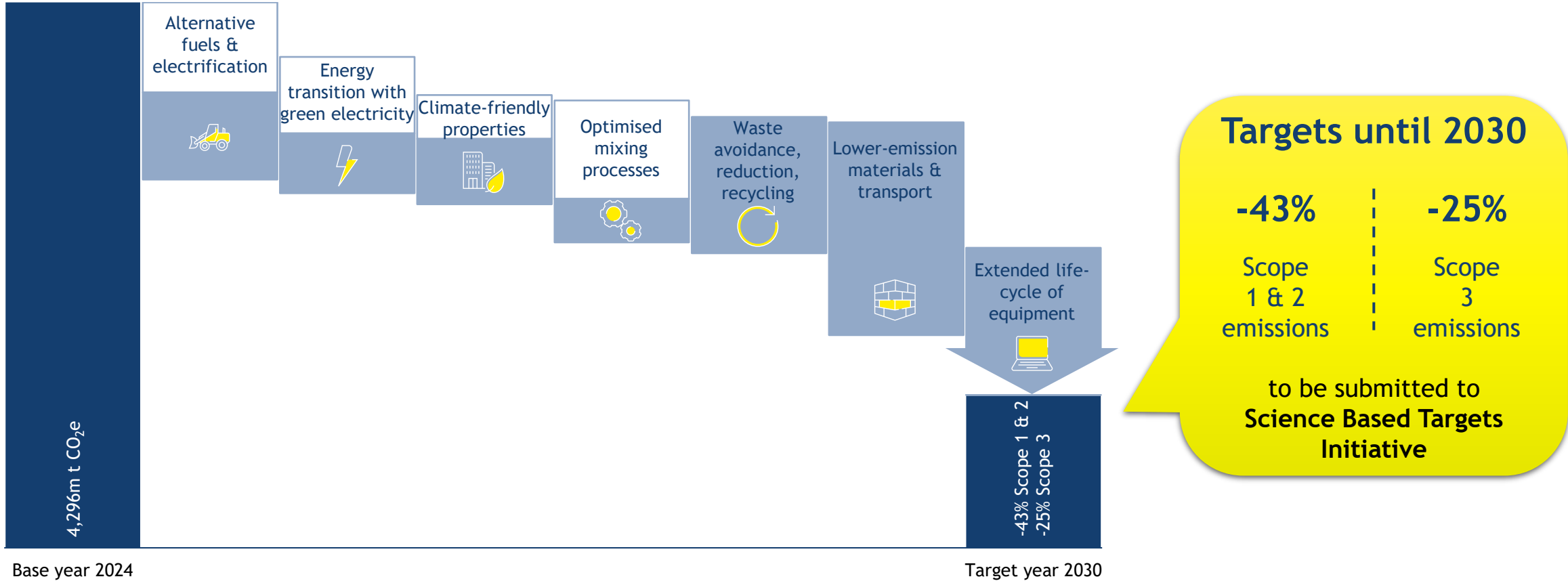


Gold
Top 3%
of construction industry



DECARBONISATION PLAN

COMMITTED TO SCIENCE-BASED TARGETS INITIATIVE



□ Scope 1 & 2 ■ Scope 3

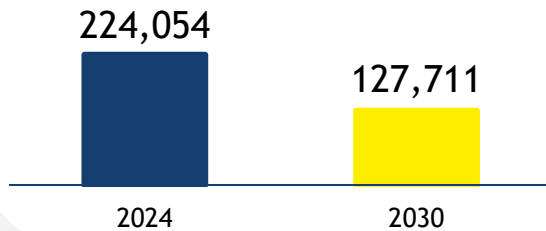
ESG IN NUMBERS

SELECTED KPIS & 2030 TARGETS

Decarbonisation



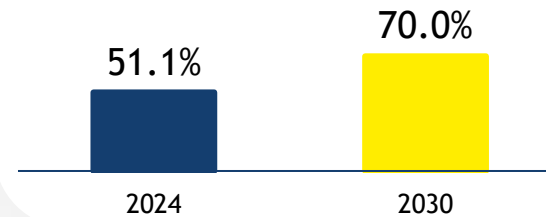
GHG Emissions Scope 1&2 (in t CO₂e)



Circular economy



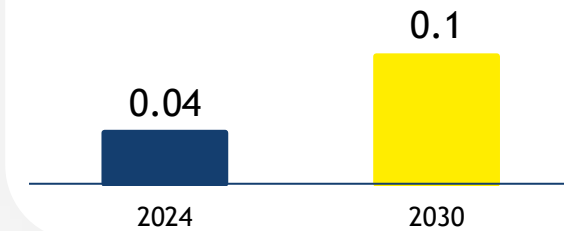
Internal recycling input rate (in %)



Habitats



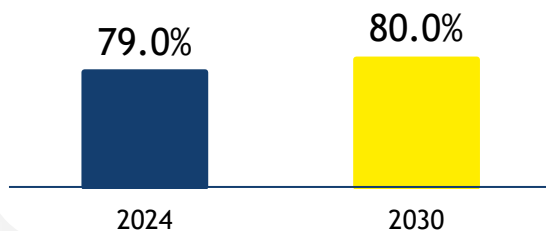
Water intensity ratio (in m³/TEUR)



Employee satisfaction



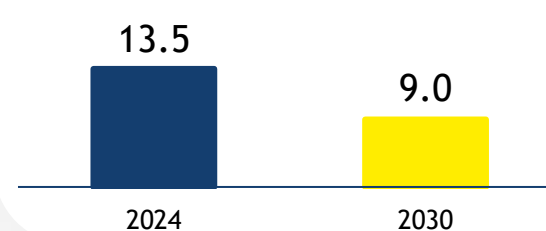
Engagement-index (in %)



Occupational safety



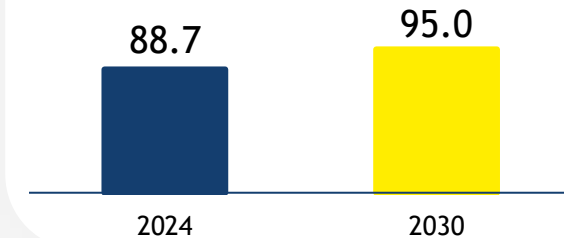
Work-related injuries (per 1m hrs)*



Compliance

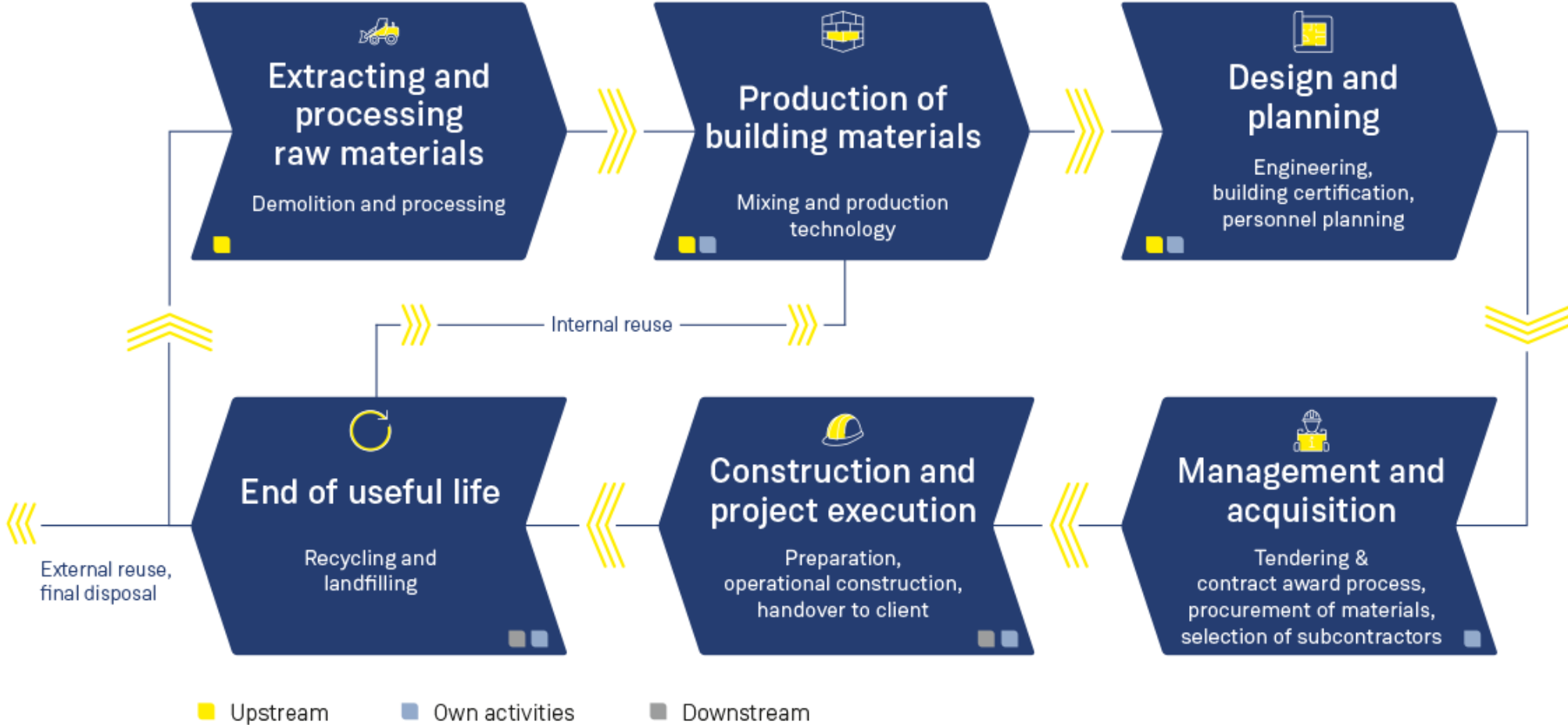


Training on anti-corruption (in %)



* Average figure, individual segments and countries perform even better (e.g. Romania)

TOTAL & GENERAL CONTRACTOR ONE-STOP SHOP CONSTRUCTION VALUE CHAIN



BUILDING ON PORR - GROWING WITH PORR

PORR AS AN EMPLOYER



Unique

Reliability. Shoulder to Shoulder.
Appreciation. Passion. Pioneering Spirit.
Our five principles connect us.



Leader in technology

Our pioneering spirit has allowed us to be a
technology leader in the construction
sector for more than 150 years.



Sustainable

Doing business sustainably is a core
component of our responsibility towards
society.



International

We are active across Europe and
internationally, with staff from more than
80 countries.



PORR Academy

We offer a multitude of options for
lifelong learning and further education &
training to develop technical, digital and
soft skills and grow professionally.



Social

“We care for you.” We have various inhouse
initiatives to promote diversity and equal
opportunities with We@PORR.

ROBOTICS@PORR

VALUE ADDED THROUGH DIGITALISATION

First point of contact
for prototyping &
testing robotics
solutions

Processes & services
for using robotics on its
own construction sites

PORR

Expertise & skills
to analyse and evaluate
robotics solutions
(e. g. robotics matrix)

Established user
of robotics



Marking robot
for building construction



Marking robot
for civil engineering



Shotcrete robot



Concrete removal robot

SPECIAL SURVEYING & MODELING

Drone & laser scanning, mobile mapping



Result: digital point cloud



Mobile mapping:
Surface surveying at a
speed of 80 km/h



Laser scanning:
20 seconds per scan



Further targets:
digital transformation in
building construction



4 Financial Performance Q1-3/2025

The figures have been rounded off using the compensated summation method. Absolute changes are calculated using the rounded values, relative changes (in percent) are derived from the non-rounded values.

SEGMENT REPORTING

RESILIENT ORDER BOOK IN Q1-3/2025

	AT / CH	DE	PL	CEE	INFRA
Order backlog in EUR m Change in %	2,914 +17.4%	1,790 -4.5%	1,975 +30.4%	1,393 +83.5%	1,386 -1.9%
Order intake in EUR m Change in %	2,568 +5.4%	977 +31.1%	1,014 +16.7%	1,004 +89.4%	484 > +100.0%
TOP orders in backlog	<ul style="list-style-type: none"> Terminal 3 VIE airport expansion ARGE A13 Lueg bridge, Tyrol school Seestadt Aspern, Vienna 	<ul style="list-style-type: none"> Data Center FRA32, Frankfurt Expressway Südschnellweg Hannover BMW production hall Munich 	<ul style="list-style-type: none"> Railway LK108 Jasto - Nowy Zagórz CPK Tunnel Łódź DCO clinic, Wrocław 	<ul style="list-style-type: none"> Design & Build railway Craiova - Caransebeş D0, Bechovice - D1 motorway Tramvai Bucuresti, Lot 1 	<ul style="list-style-type: none"> Arge H53 Brenner base Tunnel, Tyrol High Speed 2 railway, UK Pumped storage power plant, Ebensee

Change as compared to Q1-3/2024.

KEY FINANCIALS AT A GLANCE

<i>Operating data in EUR m</i>	Q1-3/2025	Change	Q1-3/2024	2024
Revenue	4,616.8	0.2%	4,608.9	6,190.5
EBIT	108.1	17.7%	91.9	158.4
EBT	91.4	16.3%	78.6	145.1
Profit	70.0	15.1%	60.8	108.9
Earnings per share <i>(in EUR)</i>	1.43	21.3%	1.18	2.32

<i>Financial Position indicators in EUR m</i>	30.09.2025	Change	30.09.2024	31.12.2024
Total assets	4,464	4.3%	4,280.2	4,240
Equity <i>(incl. non-controlling interests)</i>	897	7.2%	836.5	894
Equity ratio <i>(in %)</i>	20.1%	0.5 PP	19.5%	21.1%
Net debt	307	-8.6%	335.9	2

<i>Key data regarding shares</i>	30.09.2025	Change	30.09.2024	31.12.2024
Number of shares	39,278,250	-	39,278,250	39,278,250
Market capitalisation <i>(in EUR Mio.)</i>	1,117.5	>100.0%	533.4	696.8

¹ The production output corresponds to the output of all companies and consortiums (fully consolidated, equity method, proportional or those of minor significance) in line with the interest held by PORR AG.

CONSOLIDATED INCOME STATEMENT

KEY RATIOS

<i>In EUR m</i>	Q1-3/2025	Change	Q1-3/2024	2024
Revenue	4,616.8	0.2%	4,608.9	6,190.5
EBITDA	269.8	8.0%	249.7	368.8
<i>in % of revenue</i>	5.8%	0.4 PP	5.4%	6.0%
EBIT	108.1	17.7%	91.9	158.4
<i>in % of revenue</i>	2.3%	0.3 PP	2.0%	2.6%
EBT	91.4	16.3%	78.6	145.1
<i>in % of revenue</i>	2.0%	0.3 PP	1.7%	2.3%
Profit	70.0	15.1%	60.8	108.9
<i>in % of revenue</i>	1.5%	0.2 PP	1.3%	1.8%

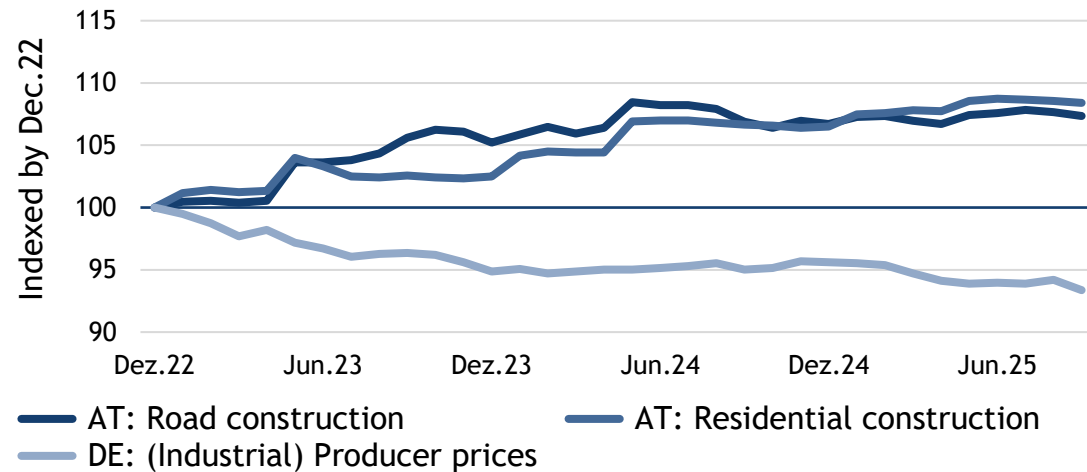
Key ratios in relation to revenue

Income from companies accounted for using the equity method	1.1%	0.3 PP	0.8%	0.7%
Material cost	-20.7%	-0.4 PP	-20.3%	-20.2%
Cost of other related production services	-45.1%	1.4 PP	-46.5%	-45.8%
Personnel cost	-26.6%	-1.4 PP	-25.2%	-25.4%
Other operating result	-6.3%	0.2 PP	-6.5%	-3.3%

STABLE INPUT COST AT A HIGH LEVEL

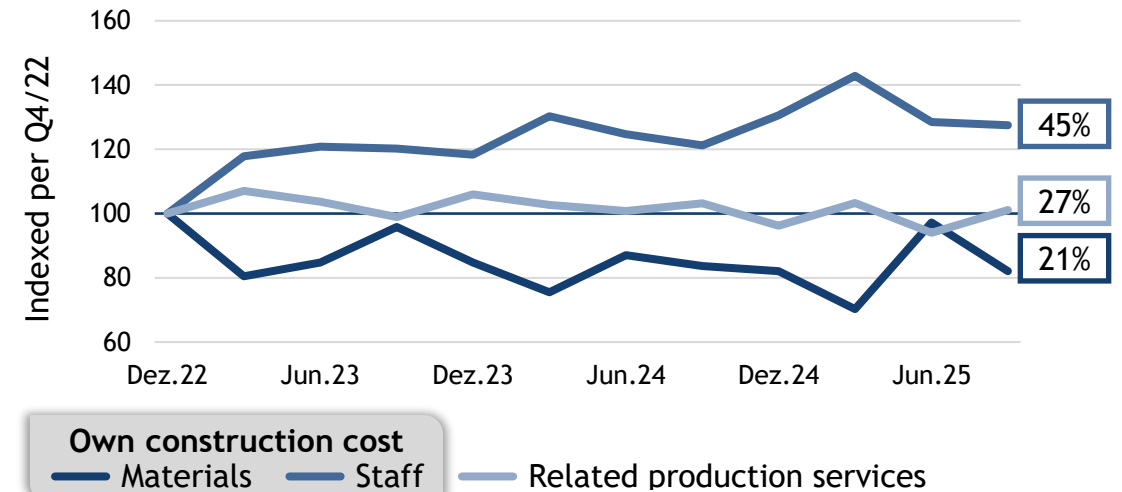
ABSOLUTE REDUCTION IN RELATED SERVICES

Continuous cost levels



- **Stable level** for nearly more than two consecutive years
- **Very slight decrease** in AT & DE input cost in Q3, but no clear trend

PORR's cost ratios in % of revenue



- **Focus:** establishing the largest possible in-house value chain
- **Increase in materials & reduction in related production services** as a result of higher share of own work

STATEMENT OF FINANCIAL POSITION CONSOLIDATED

<i>Assets in EUR m</i>	30.09.2025	Change	30.09.2024	31.12.2024
Intangible assets	228.1	4.9%	217.6	221.7
Property, plant and equipment	1,264.9	-0.1%	1,266.4	1,269.2
Investment property	33.8	-3.3%	35.0	36.4
Shareholdings in companies accounted for under the equity method	94.8	11.6%	85.0	82.4
Other financial assets	1.3	-50.4%	2.5	2.7
Other non-current financial assets	133.5	50.7%	88.6	99.0
Deferred tax assets	30.0	-19.8%	37.4	31.6
Total non-current assets	1,786.3	3.1%	1,732.4	1,743.1
Inventories	122.6	15.7%	105.9	101.9
Trade receivables	1,985.4	5.7%	1,878.8	1,521.9
Other financial assets	144.0	-18.5%	176.6	160.5
Other receivables and current assets	81.3	-40.3%	136.3	129.1
Cash and cash equivalents	344.2	38.0%	249.4	583.2
Assets held for sale	-	-100.0%	0.9	-
Total current assets	2,677.5	5.1%	2,547.8	2,496.6
Total assets	4,463.8	4.3%	4,280.2	4,239.7

Rounding differences may appear.

STATEMENT OF FINANCIAL POSITION

CONSOLIDATED

<i>Equity and Liabilities in EUR m</i>	30.09.2025	Change	30.09.2024	31.12.2024
Share capital	39.3	-	39.3	39.3
Capital reserve	370.9	3.4%	358.8	358.8
Profit-participation rights/hybrid capital	161.4	-22.8%	209.0	211.8
Other reserves	294.4	44.7%	203.4	256.4
Non-controlling interest	30.9	19.0%	25.9	27.9
Total equity	896.8	7.2%	836.5	894.3
Provisions	574.6	8.5%	529.6	555.4
Leasing liabilities	374.3	-3.3%	386.9	386.6
Financial liabilities	277.1	39.5%	198.6	198.6
Trade payables	1,385.8	-2.3%	1,419.1	1,180.9
Other financial liabilities	35.0	-25.7%	47.1	30.8
Other liabilities	865.6	9.1%	793.4	931.3
Tax payables	54.5	-21.1%	69.1	62.0
Total liabilities	3,567.0	3.6%	3,443.7	3,345.4
Total equity and liabilities	4,463.8	4.3%	4,280.2	4,239.7

Rounding differences may appear.

CASH FLOW STATEMENT

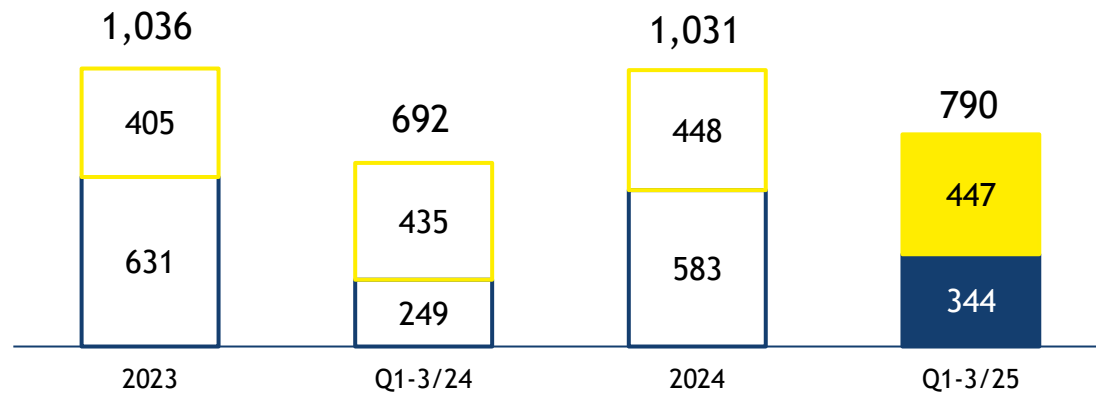
CONSOLIDATED

<i>Equity and Liabilities in EUR m</i>	Q1-3/2025	Change	Q1-3/2024	2024
Profit	70.0	15.1%	60.8	108.9
Operating cash flow	224.0	11.2%	201.5	295.7
Cash flow from working capital	-270.9	35.0%	-200.7	78.8
Cash flow from operating activities	-46.9	<-100.0%	0.8	374.5
Cash flow from investing activities	-141.4	-34.1%	-214.5	-236.4
Cash flow from financing activities	-47.9	-69.8%	-158.8	-182.0
Change to cash and cash equivalents	-236.3	-36.6%	-372.6	-43.8
Cash and cash equivalents <i>as of end of period</i>	344.2	38.0%	249.4	583.2
Free cash flow	-188.3	-11.9%	-213.8	138.2

Rounding differences may appear.

STRONG LIQUIDITY NO REFINANCING NEEDED

Liquidity (in EUR m)

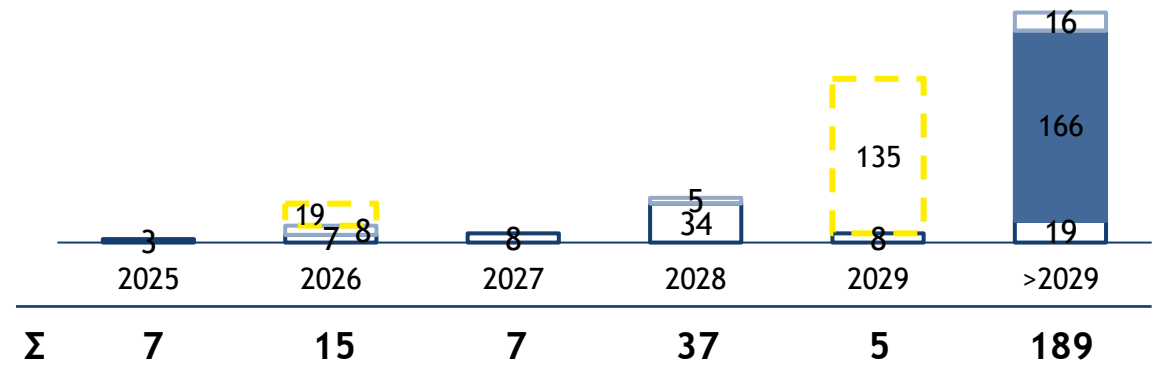


□ Cash and cash equivalents □ Committed cash facilities

- Slower seasonal cash use by **higher cash flow from investing activities**
- Decrease in investment: **CAPEX ratio at 3.9%** of production output
- **CAPEX target: <4%**

¹ Excl. leasing liabilities of EUR 386m; data as of 19 August 2025
Rounding differences may appear.

Maturity profile of financial liabilities¹ (in EUR m)

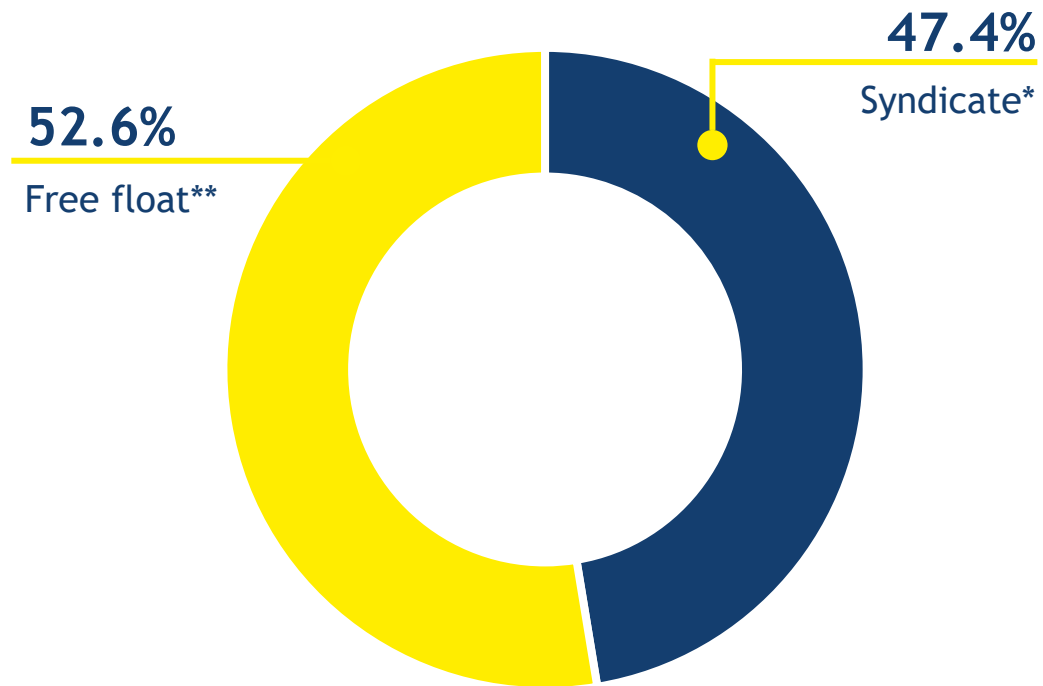


□ Term loans ■ SSD floating □ SSD fixed □ Hybrid

- **Successful refinancing of bonded loans (Schuldscheindarlehen) in August 2025**
- **No significant maturities in until 2030**

GLOBAL SHARE BASE INCREASED FREE FLOAT

Shareholder structure

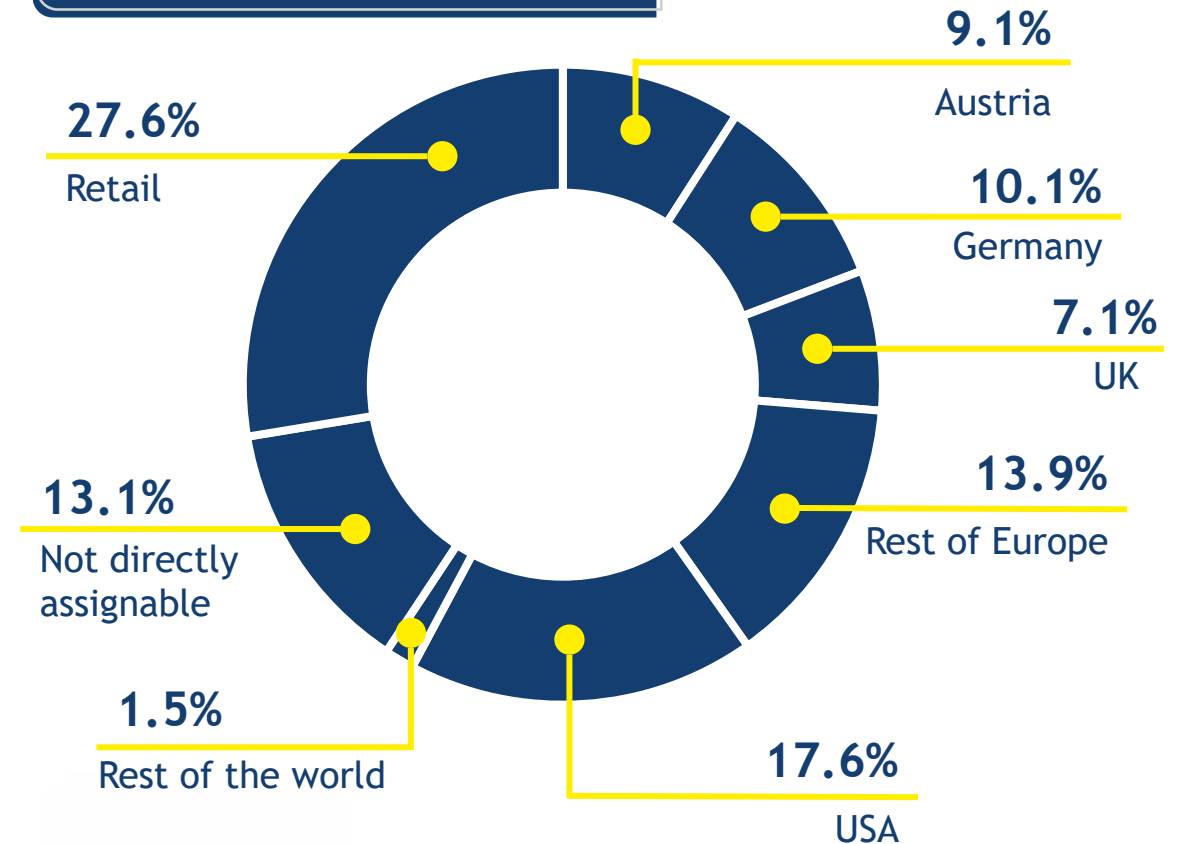


*Syndicate (Strauss Group, IGO Industries Group)

**Free float (of which 2.3% PORR Management)

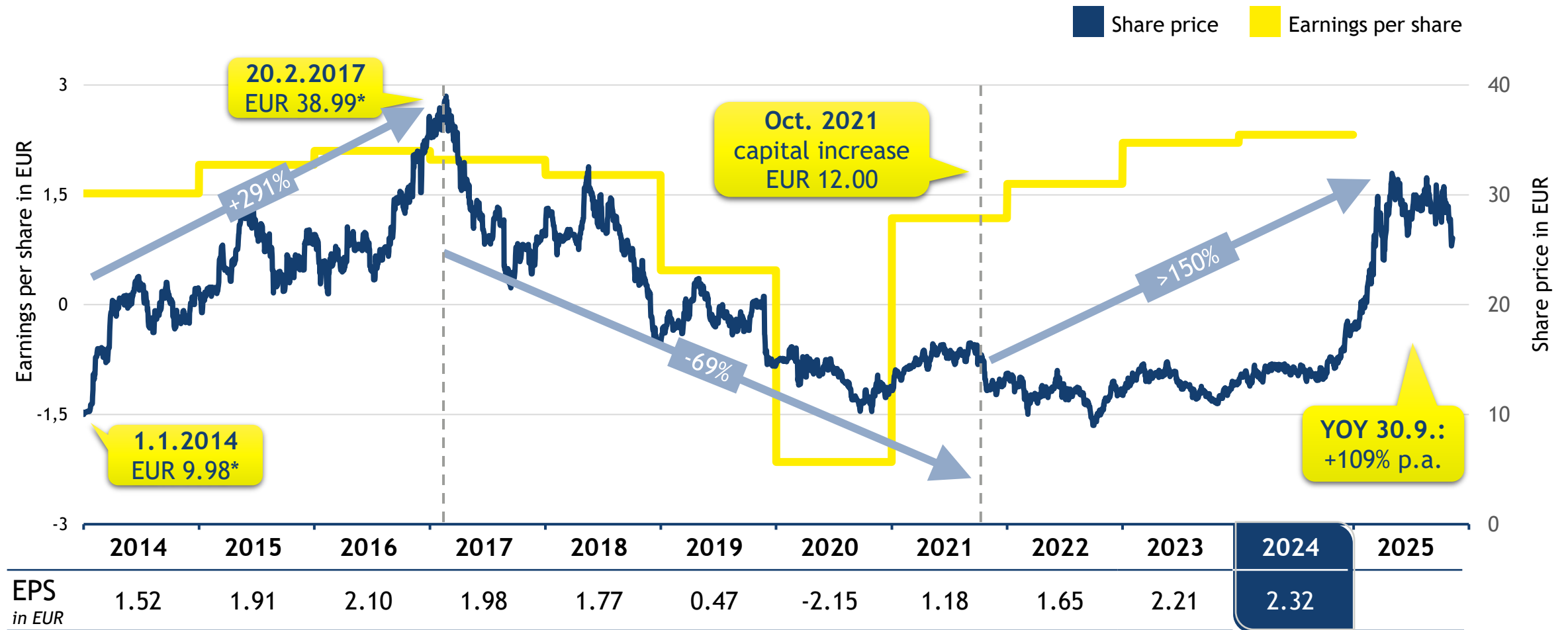
Data as of July 2025

Distribution of free float



EARNINGS PER SHARE AT TOP LEVEL

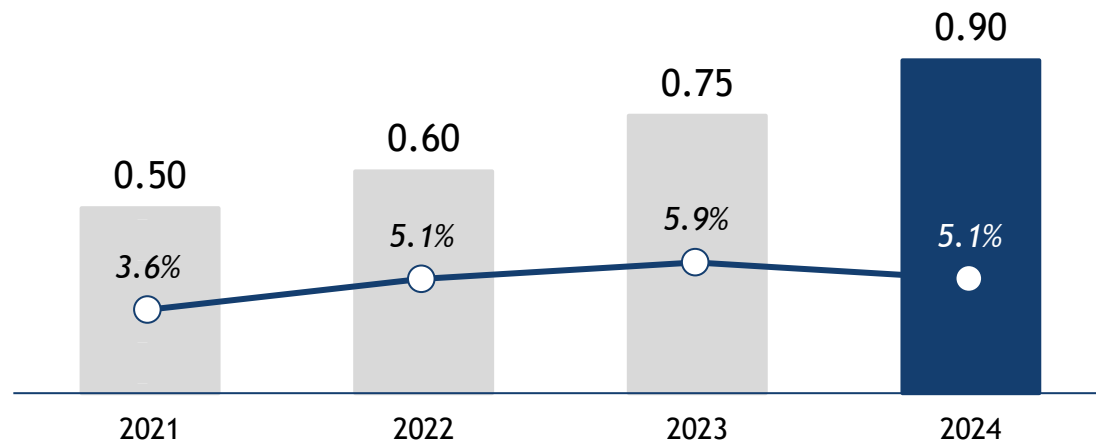
STRONG MOMENTUM



* Re-calculated with today's number of shares outstanding

DIVIDEND FOCUS ON SHAREHOLDER VALUE

Dividend per share (in EUR), Dividend yield (in %)



- Payout ratio at **38.8%**
- Total shareholder return of **45%** in 2024
- Continuous dividend policy of 30-50% payout ratio



Gravel and concrete plant
Austria

BROKER COVERAGE

ANALYST RECOMMENDATIONS

Institution	Analysts	Price Target	Recommendation	Last Update
Jefferies	Graham Hunt	37.0	Buy	07.10.2025
Montega	Patrick Speck	36.0	Buy	16.09.2025
ERSTE Group	Michael Marschallinger	33.8	Accumulate	29.08.2025
Raiffeisenbank International	Gregor Koppensteiner	33.5	Buy	27.08.2025
ODDO BHF Austria	Markus Remis	33.0	Neutral	25.08.2025
Warburg Research	Philipp Kaiser	37.0	Buy	25.08.2025
SRC Research	Stefan Scharff	35.0	Buy	21.08.2025
Joh. Berenberg, Gossler & Co. KG	Jenna Xu	37.5	Buy	22.05.2025

SERVICE INVESTOR RELATIONS

Share information

ISIN AT0000609607
Ticker POS VI
No. of shares 39,278,250
Market Vienna Stock
Exch. / prime

IR Contact

Lisa Galuska
 +43 (0) 50 626-3202
 ir@porr-group.com
 <http://porr-group.com/en/ir>

Next events

06-Feb-26 Interest payment: Hybrid bond 2024

26-Mar-26 Publication: Annual and Sustainability Report 2025

Photo credits

ARGE H53 Brenner Base Tunnel Wolfgang Gollmayer (Cover, facts & figures - p31, outlook - p39, service - p61), Martina Berger (LeopoldQuartier - p3), Astrid Knie (Austrian parliament - p5), Michael Nowy (Sport Arena Wien - p6), MW-Architekturfotografie (KinderKunstLabor - p6, LeopoldQuartier - p45), Tomas Maly (U2 17-21 - p9, Digitalisation - p6), Schiffer Photography (Deglobalisation - p6), Oberbramberger (Decarbonisation - p6), drone project (Demographic change - p6), bauhaus - Filmwerkstatt (Slab Track Stuttgart21 - p17), Angelika Schönauer (Limberg III - p23), Tiny Mobile Robot (Marking robot for civil engineering - p43), PORR (everything else)

